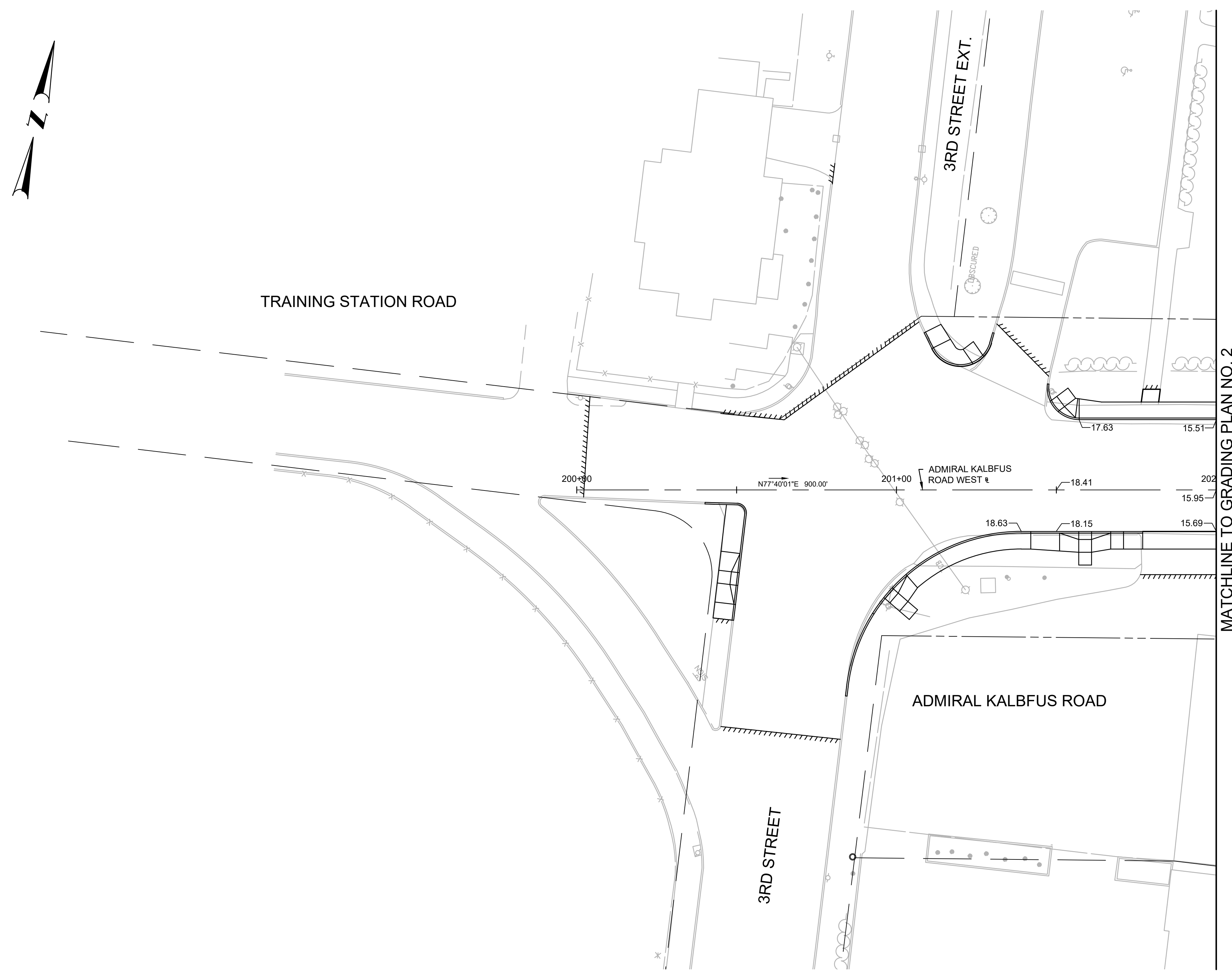


FED. ROAD DW. NO.	STATE	FEDERAL AID PROJECT NO.	FISCAL YEAR	SHEET NO.	TOTAL SHEETS
1	RI		2020	177	465



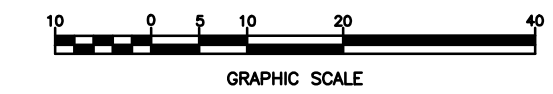
MATCHLINE TO GRADING PLAN NO. 2


 1 Cedar Street
 Suite 400
 Providence, RI 02903
 401.272.8100


RHODE ISLAND
 DEPARTMENT OF TRANSPORTATION

DESIGNED BY:
 CHECKED BY:
 DATE:
 SHEET: 177
 OF:

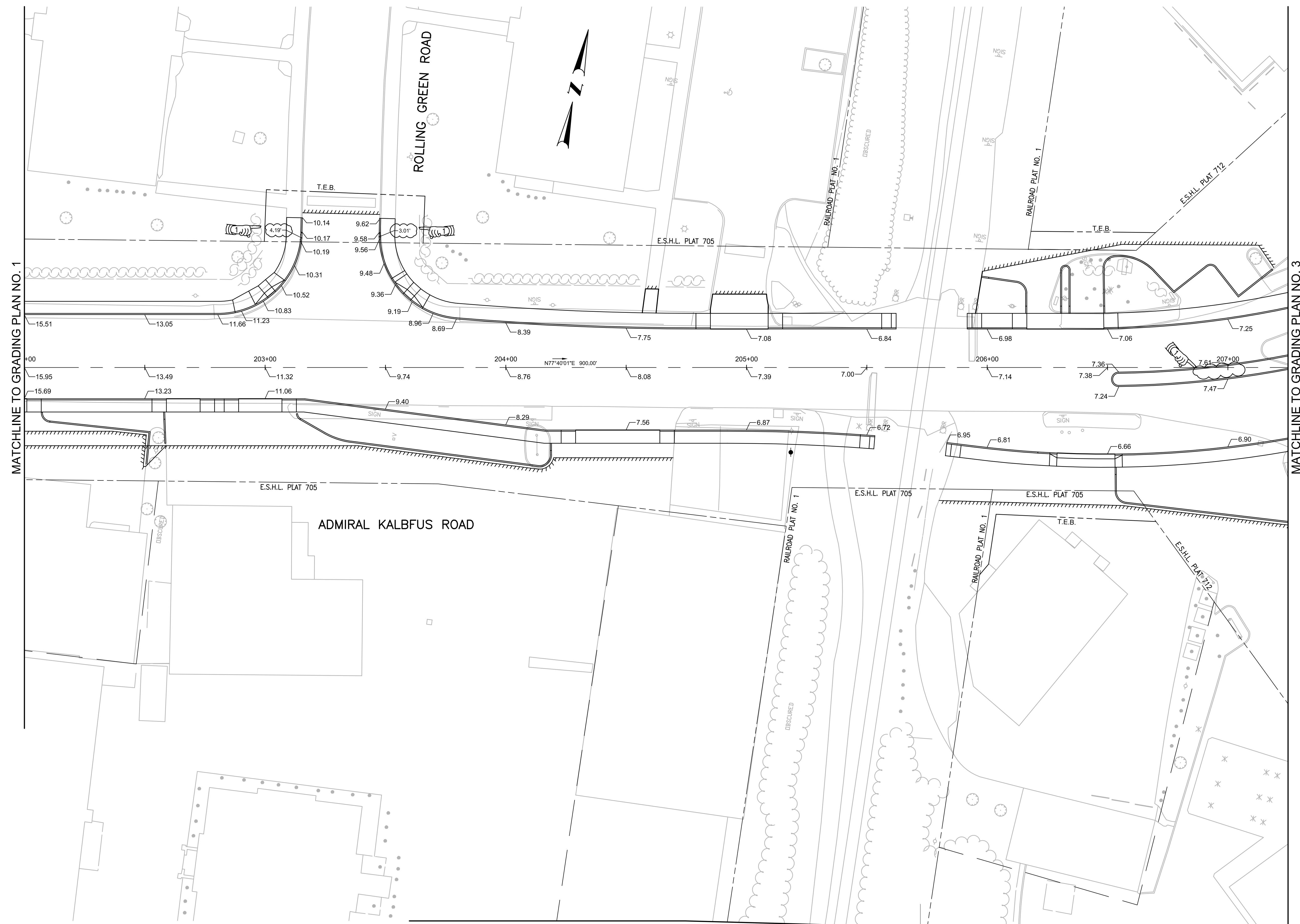
SCALE: 1"=20'



REVISIONS			REVISIONS		
NO.	DATE	BY	NO.	DATE	BY

PELL BRIDGE
APPROACH ROADS AND RAMP IMPROVEMENTS
 NEWPORT SIDE
 NEWPORT RHODE ISLAND
GRADING PLAN NO. 1

FED. ROAD DIST. NO.	STATE	FEDERAL AID PROJECT NO.	FISCAL YEAR	SHEET NO.	TOTAL SHEETS
1	RI		2020	178	465



MATCHLINE TO GRADING PLAN NO. 1

MATCHLINE TO GRADING PLAN NO. 3

MATCHLINE TO GRADING PLAN NO. 35

NOTE
CORNER RADII PAVEMENT ELEVATIONS
ARE GIVEN AT 10 FOOT INTERVALS
UNLESS OTHERWISE NOTED.

ADDENDUM NO. 4



RHODE ISLAND
DEPARTMENT OF TRANSPORTATION

DESIGNED BY:
CHECKED BY:
DATE:
SHEET: 178
OF:

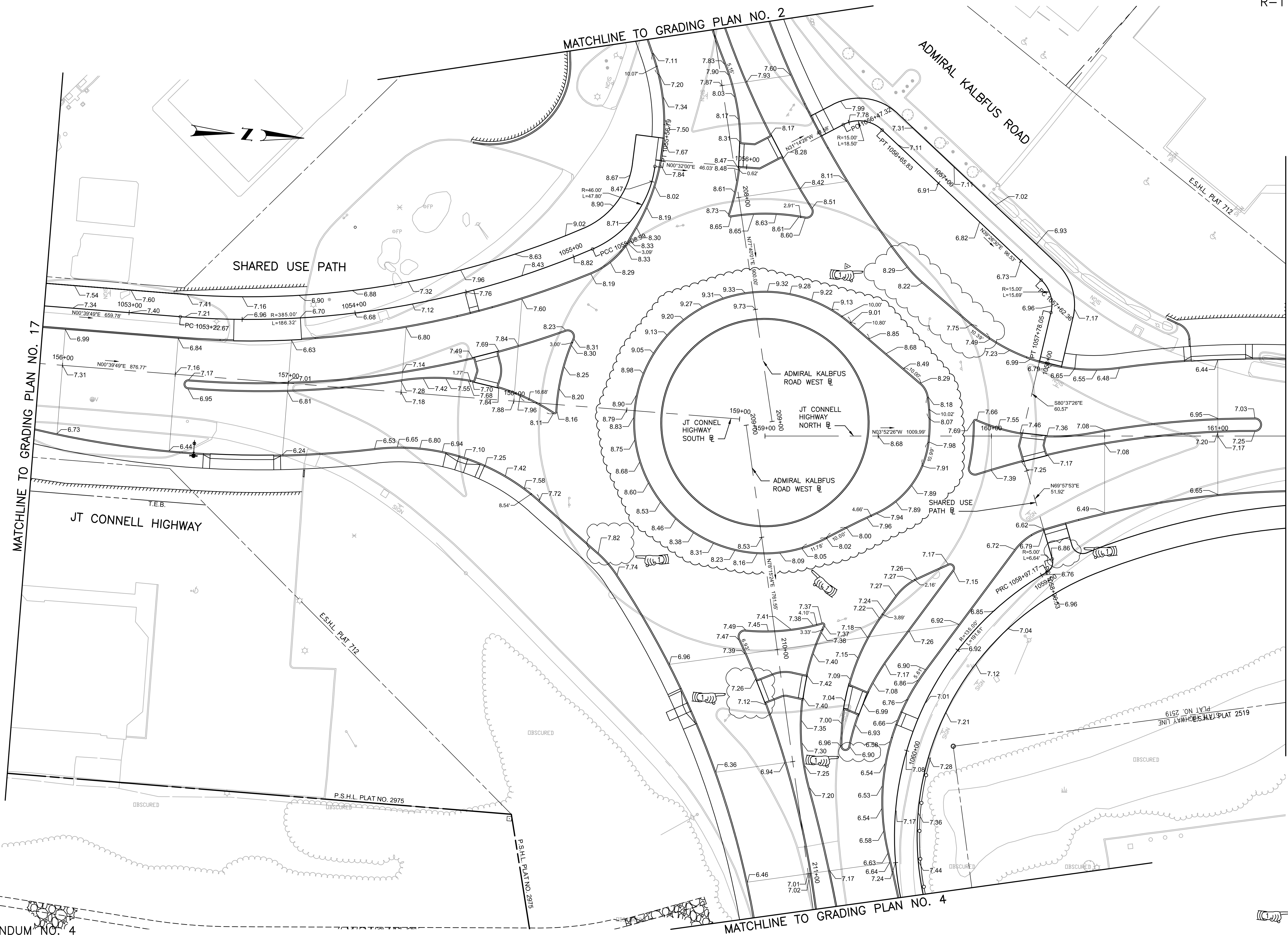
SCALE: 1"=20'

REVISIONS			REVISIONS		
NO.	DATE	BY	NO.	DATE	BY
1	1/8/21	VHB			

PELL BRIDGE
APPROACH ROADS AND RAMP IMPROVEMENTS
NEWPORT SIDE
NEWPORT RHODE ISLAND

GRADING PLAN NO. 2

FED. ROAD DIST. NO.	STATE	FEDERAL AID PROJECT NO.	FISCAL YEAR	SHEET NO.	TOTAL SHEETS
1	RI		2020	179	465



MATCHLINE TO GRADING PLAN NO. 17

MATCHLINE TO GRADING PLAN NO. 18

MATCHLINE TO GRADING PLAN NO. 2

MATCHLINE TO GRADING PLAN NO. 4

ADDENDUM NO. 4

NOTE
 CORNER RADII PAVEMENT ELEVATIONS
 ARE GIVEN AT 10 FOOT INTERVALS
 UNLESS OTHERWISE NOTED.

vhb
 1 Cedar Street
 Suite 400
 Providence, RI 02903
 401.272.8100

RI DOT
 RHODE ISLAND
 DEPARTMENT OF TRANSPORTATION

DESIGNED BY:
 CHECKED BY:
 DATE:
 SHEET: 179
 OF:

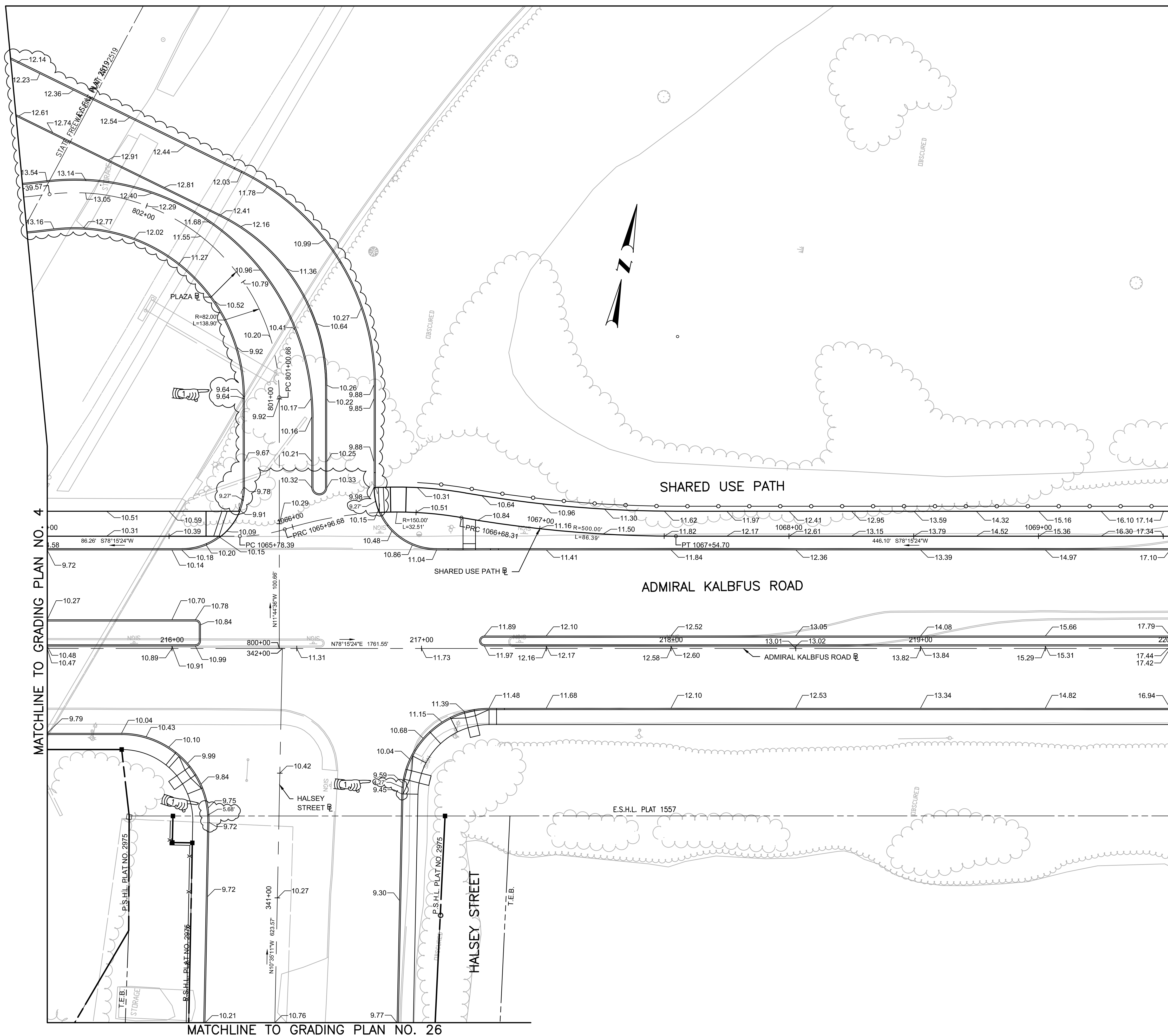
SCALE: 1"=20'

REVISIONS			REVISIONS		
NO.	DATE	BY	NO.	DATE	BY
1	1/8/21	VHB			

PELL BRIDGE
 APPROACH ROADS AND RAMP IMPROVEMENTS
 NEWPORT
 RHODE ISLAND

GRADING PLAN NO. 3

FED. ROAD DIST. NO.	STATE	FEDERAL AID PROJECT NO.	FISCAL YEAR	SHEET NO.	TOTAL SHEETS
1	RI		2020	181	465



NOTE
CORNER RADII PAVEMENT ELEVATIONS
ARE GIVEN AT 10 FOOT INTERVALS
UNLESS OTHERWISE NOTED.

ADDENDUM NO. 4

MATCHLINE TO GRADING PLAN NO. 26



RHODE ISLAND
DEPARTMENT OF TRANSPORTATION

DESIGNED BY:
CHECKED BY:
DATE:
SHEET: 181
OF:

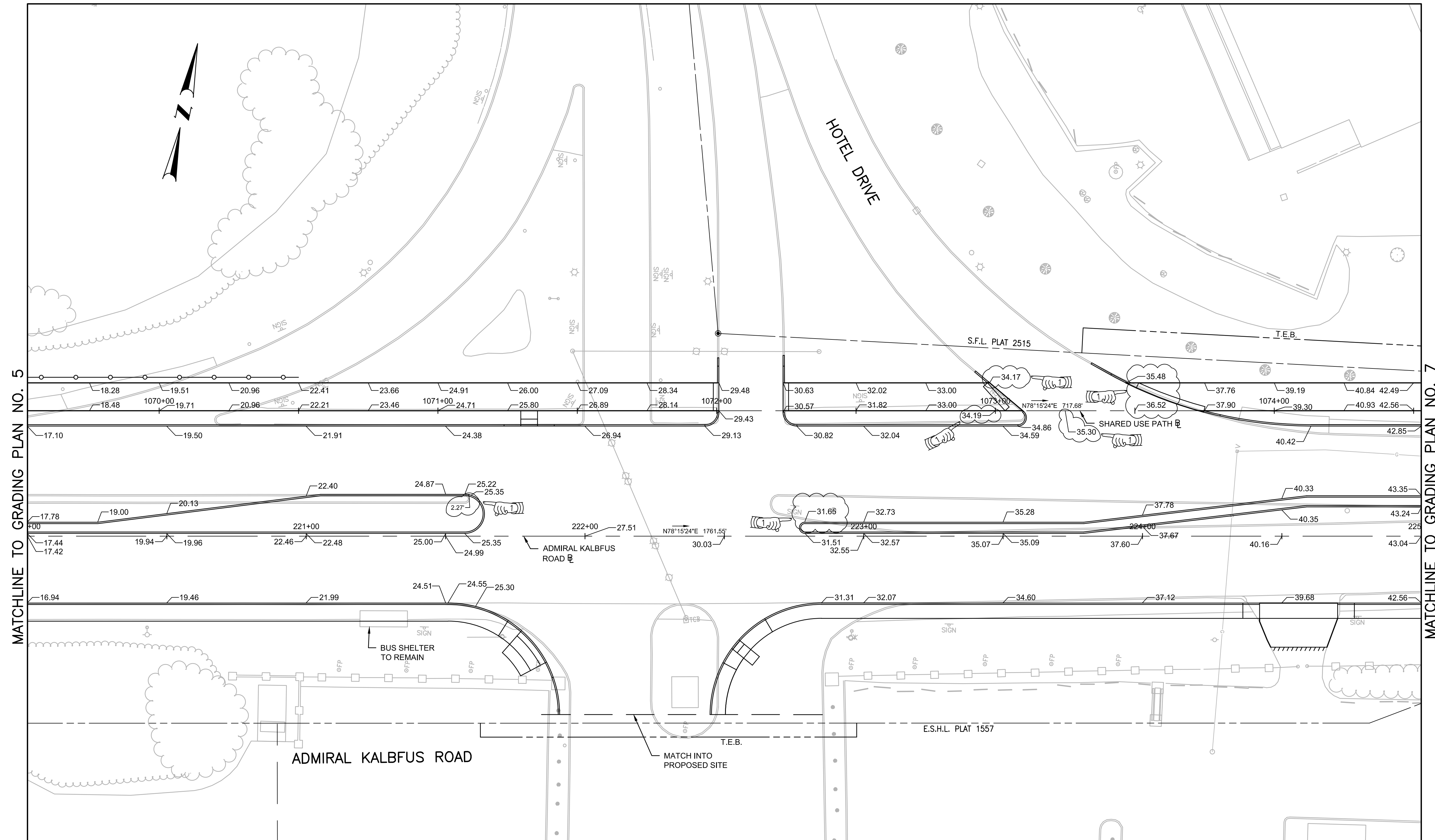
SCALE: 1"=20'

REVISIONS			REVISIONS		
NO.	DATE	BY	NO.	DATE	BY
1	1/8/21	VHB			

PELL BRIDGE
APPROACH ROADS AND RAMP IMPROVEMENTS
NEWPORT SIDE
NEWPORT RHODE ISLAND

GRADING PLAN NO. 5

FED. ROAD DW. NO.	STATE	FEDERAL AID PROJECT NO.	FISCAL YEAR	SHEET NO.	TOTAL SHEETS
1	RI		2020	182	465



ADDENDUM NO. 4



RHODE ISLAND
DEPARTMENT OF TRANSPORTATION

DESIGNED BY:
CHECKED BY:
DATE:
SHEET: 182
OF:

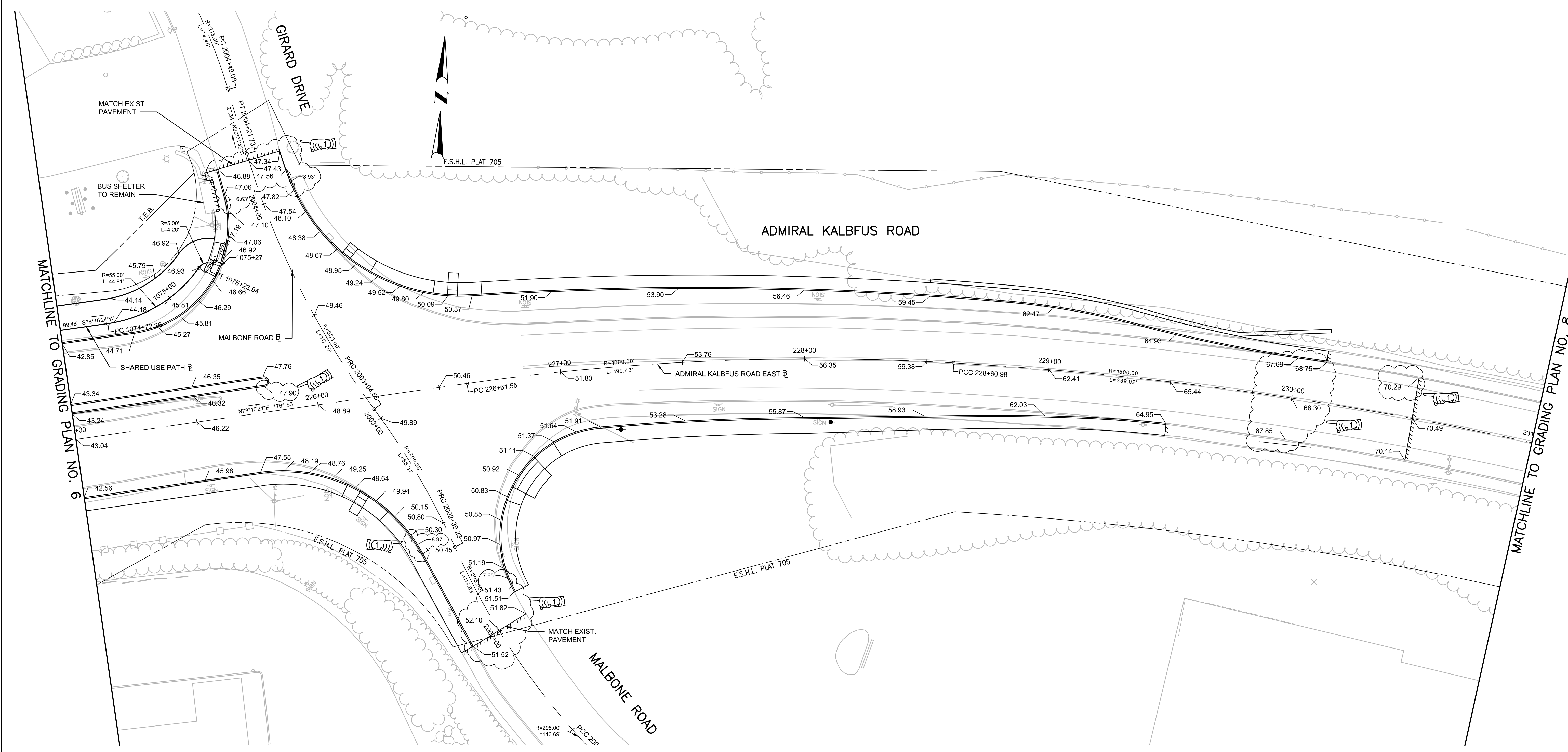
SCALE: 1"=20'

REVISIONS				REVISIONS			
NO.	DATE	BY		NO.	DATE	BY	
1	1/8/21	VHB					

PELL BRIDGE
APPROACH ROADS AND RAMP IMPROVEMENTS
NEWPORT SIDE
NEWPORT RHODE ISLAND

GRADING PLAN NO. 6

FED. ROAD DW. NO.	STATE	FEDERAL AID PROJECT NO.	FISCAL YEAR	SHEET NO.	TOTAL SHEETS
1	RI		2020	183	465



ADDENDUM NO. 4

NOTE
 CORNER RADII PAVEMENT ELEVATIONS
 ARE GIVEN AT 10 FOOT INTERVALS
 UNLESS OTHERWISE NOTED.

vhb
 1 Cedar Street
 Suite 400
 Providence, RI 02903
 401.272.8100

RI DOT
 RHODE ISLAND
 DEPARTMENT OF TRANSPORTATION

DESIGNED BY:
 CHECKED BY:
 DATE:
 SHEET: 183
 OF:

SCALE: 1"=20'

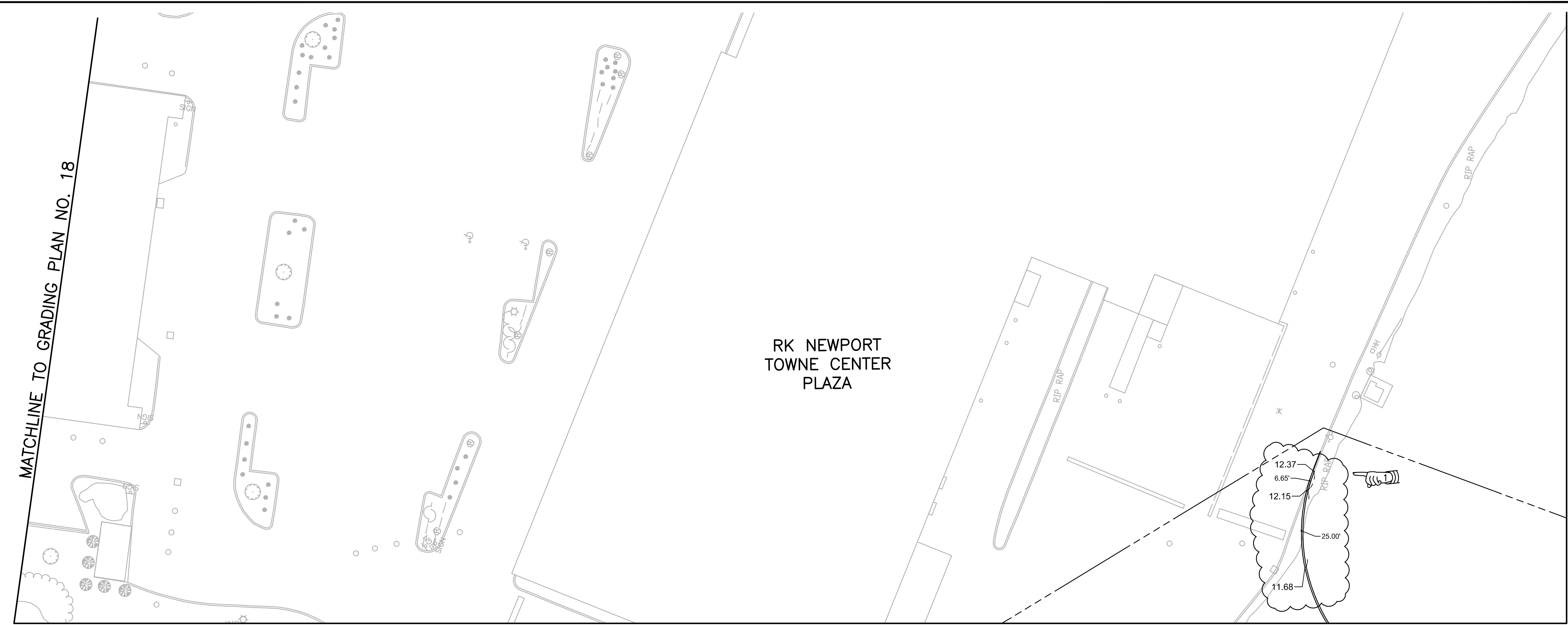
REVISIONS			REVISIONS		
NO.	DATE	BY	NO.	DATE	BY
1	1/8/21	VHB			

PELL BRIDGE
 APPROACH ROADS AND RAMP IMPROVEMENTS
 NEWPORT SIDE
 NEWPORT RHODE ISLAND

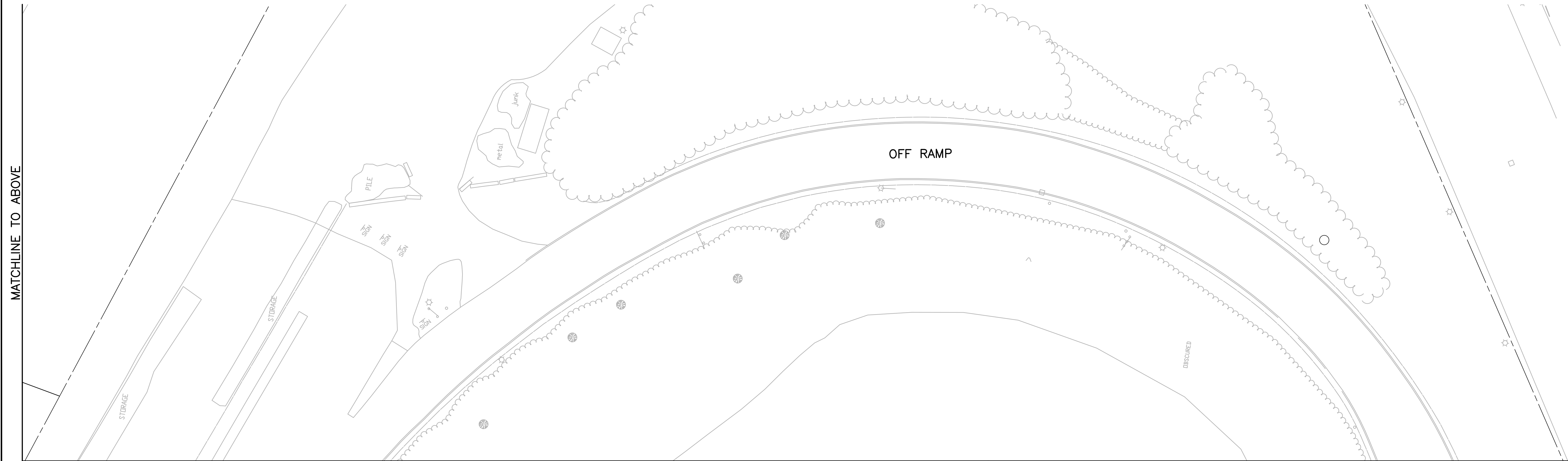
GRADING PLAN NO. 7

R-1

FED. ROAD DW. NO.	STATE	FEDERAL AID PROJECT NO.	FISCAL YEAR	SHEET NO.	TOTAL SHEETS
1	RI		2020	184	465



MATCHLINE TO GRADING PLAN NO. 4



ADDENDUM NO. 4



DESIGNED BY:
 CHECKED BY:
 DATE:
 SHEET: 184
 OF:

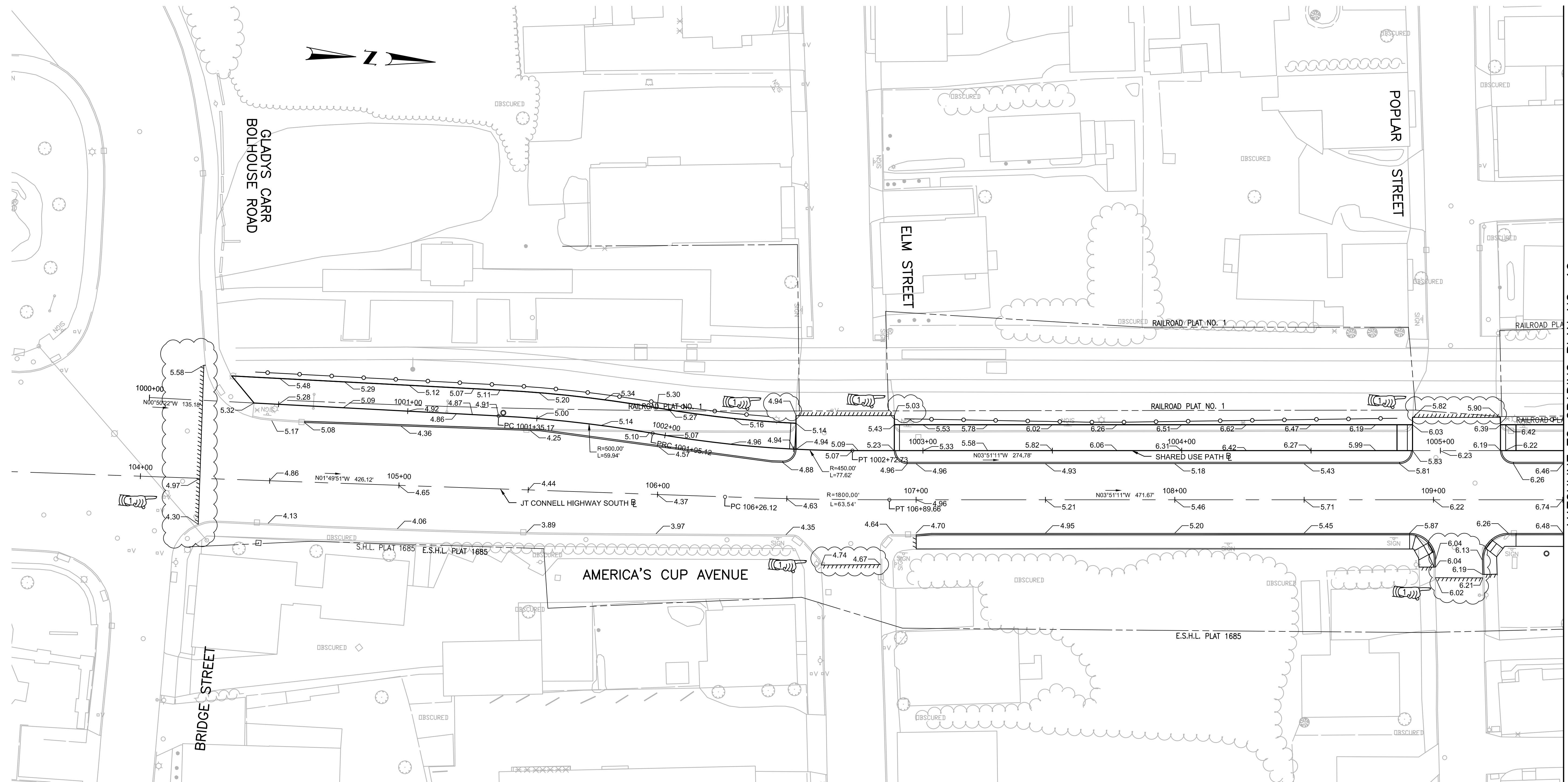
SCALE: 1"=20'

REVISIONS			REVISIONS		
NO.	DATE	BY	NO.	DATE	BY
1	1/8/21	VHB			

PELL BRIDGE
 APPROACH ROADS AND RAMP IMPROVEMENTS
 NEWPORT SIDE
 NEWPORT RHODE ISLAND

GRADING PLAN NO. 8

FED. ROAD DW. NO.	STATE	FEDERAL AID PROJECT NO.	FISCAL YEAR	SHEET NO.	TOTAL SHEETS
1	RI		2020	185	465



ADDENDUM NO. 4



RHODE ISLAND
DEPARTMENT OF TRANSPORTATION

DESIGNED BY:
CHECKED BY:
DATE:
SHEET: 185
OF:

SCALE:

REVISIONS			REVISIONS		
NO.	DATE	BY	NO.	DATE	BY
1	1/8/21	VHB			

PELL BRIDGE
APPROACH ROADS AND RAMP IMPROVEMENTS
NEWPORT
RHODE ISLAND

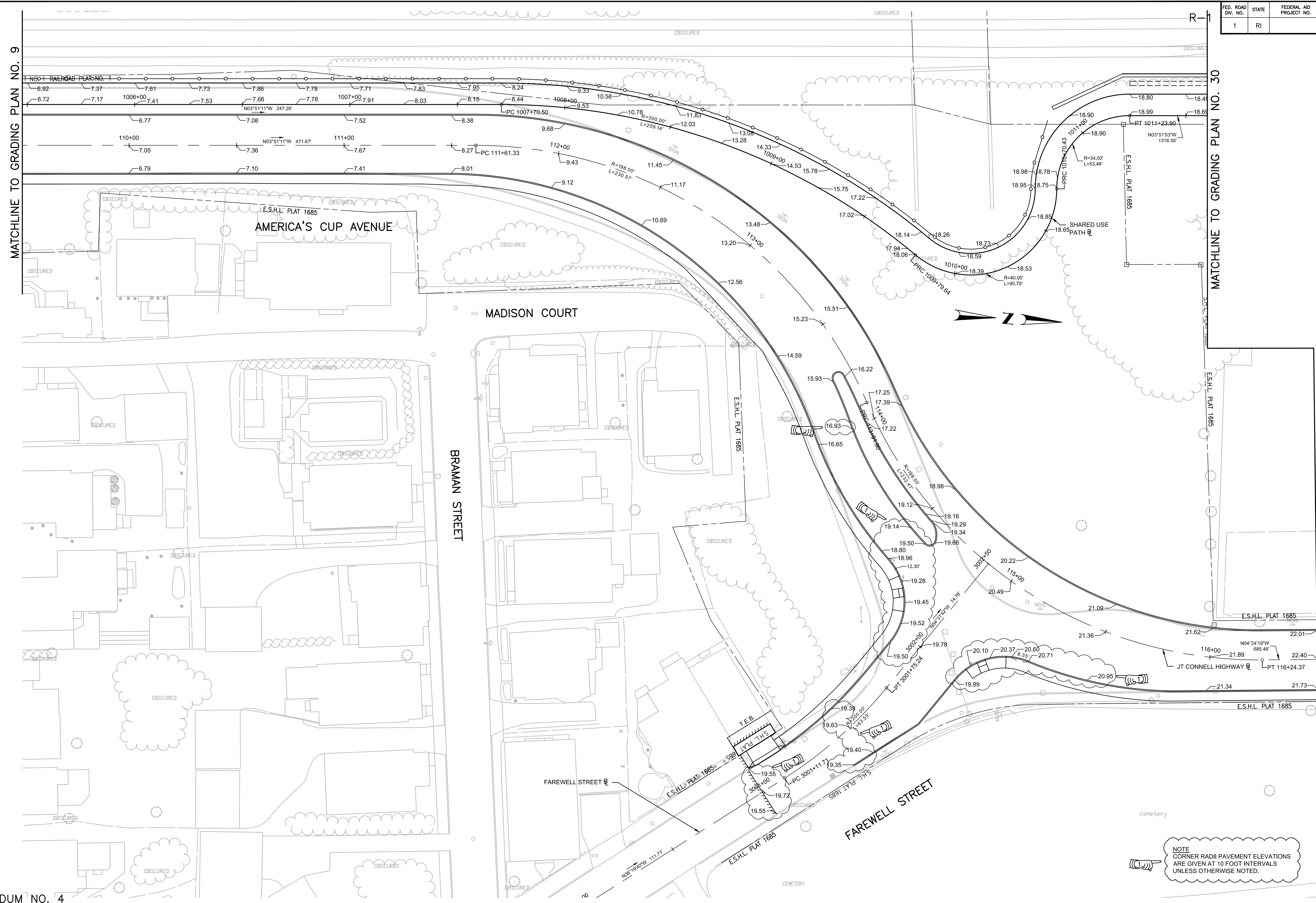
GRADING PLAN NO. 9

FED. ROAD DIST. NO.	STATE	FEDERAL AID PROJECT NO.	FISCAL YEAR	SHEET NO.	TOTAL SHEETS
1	RI		2020	186	465

MATCHLINE TO GRADING PLAN NO. 9

MATCHLINE TO GRADING PLAN NO. 30

MATCHLINE TO GRADING PLAN NO. 11



NOTE
CORNER RADI PAVEMENT ELEVATIONS
ARE GIVEN AT 10 FOOT INTERVALS
UNLESS OTHERWISE NOTED.

ADDENDUM NO. 4



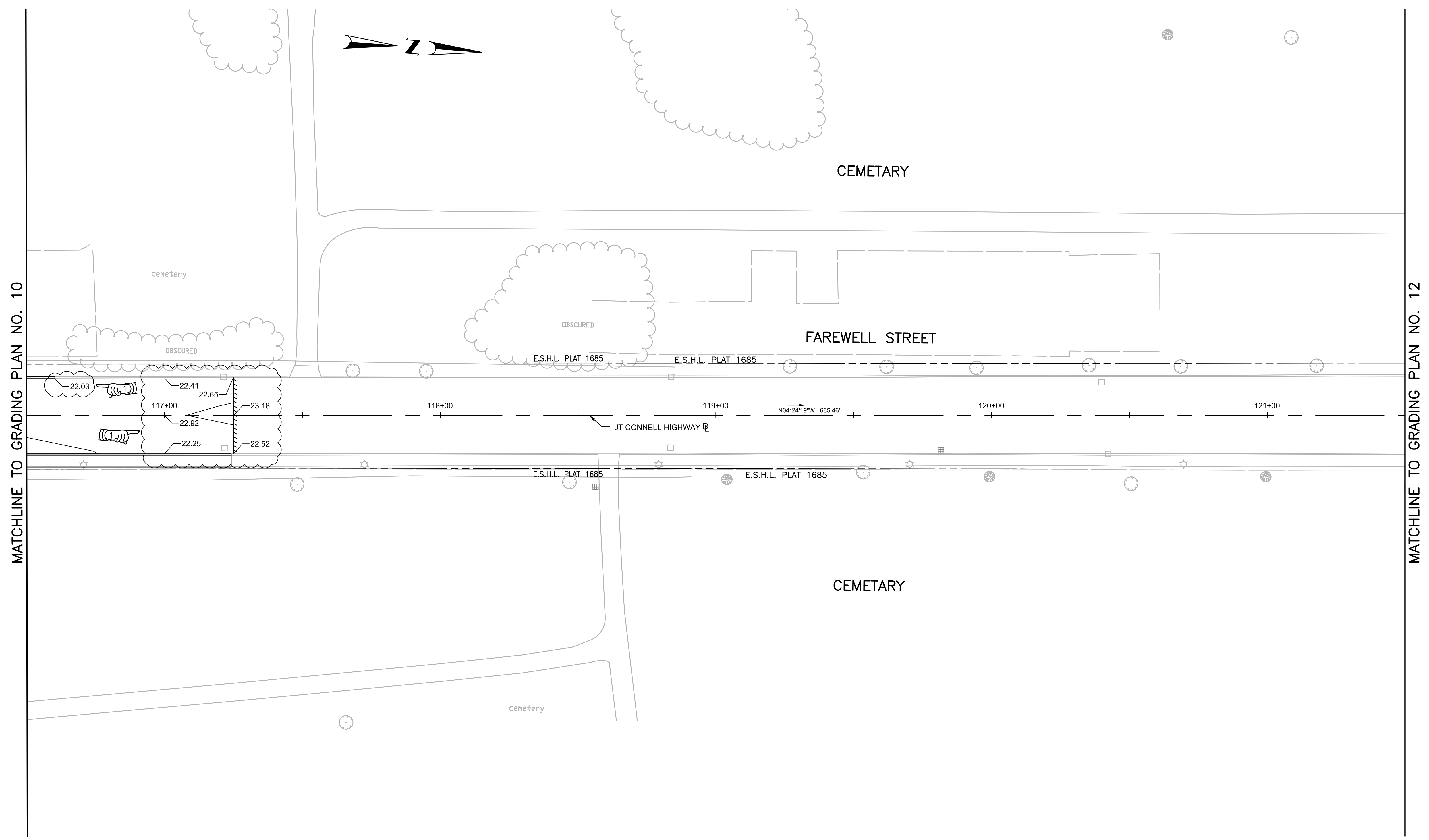
DESIGNED BY:
CHECKED BY:
DATE:
SHEET: 186
OF:

SCALE: 1"=20'

REVISIONS			REVISIONS		
NO.	DATE	BY	NO.	DATE	BY
1	1/8/21	VHB			

PELL BRIDGE
APPROACH ROADS AND RAMP IMPROVEMENTS
NEWPORT SIDE
NEWPORT RHODE ISLAND
GRADING PLAN NO. 10

FED. ROAD DIST. NO.	STATE	FEDERAL AID PROJECT NO.	FISCAL YEAR	SHEET NO.	TOTAL SHEETS
1	RI		2020	187	465



ADDENDUM NO. 4



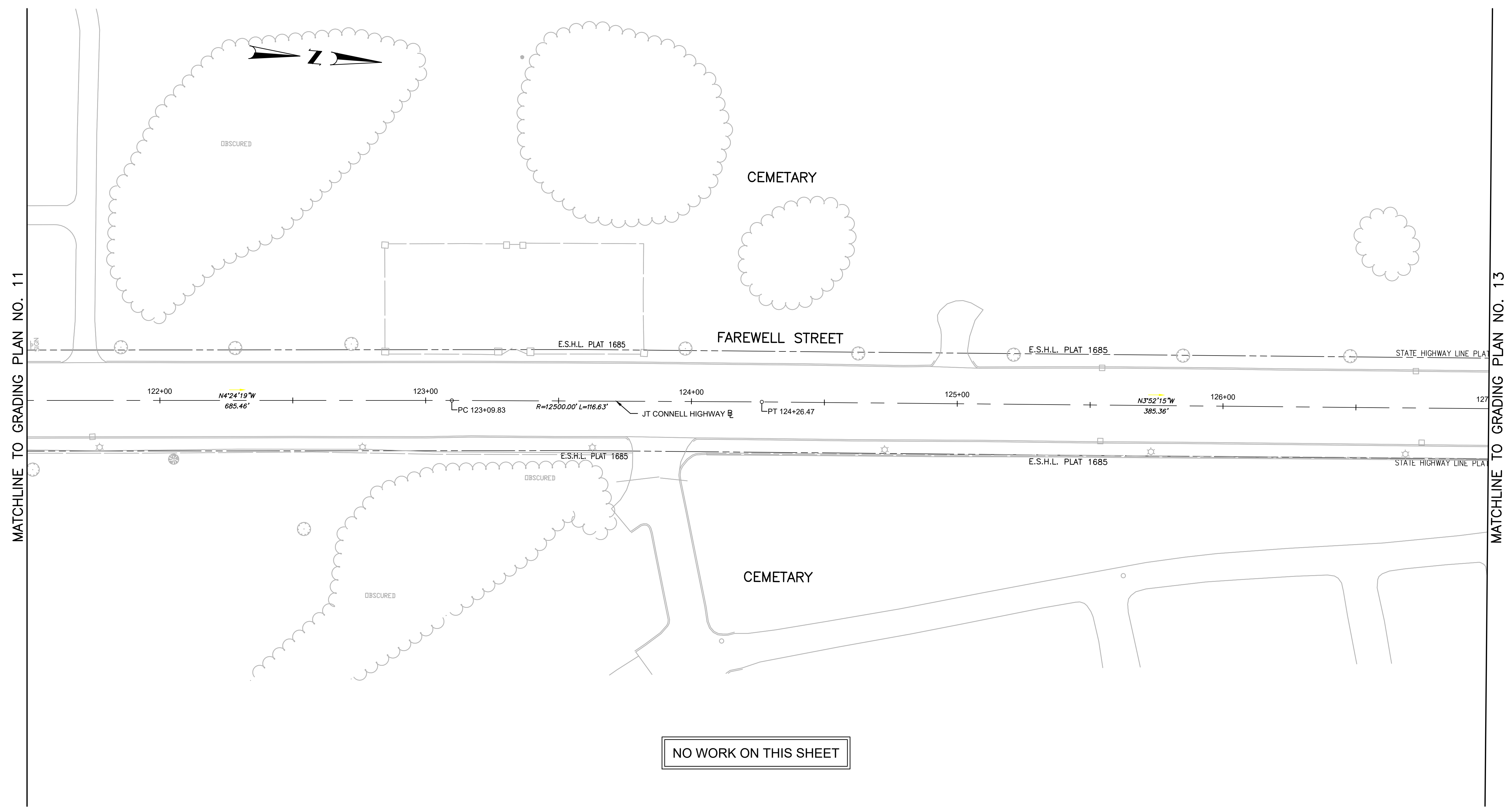
DESIGNED BY:
CHECKED BY:
DATE:
SHEET: 187
OF:

SCALE: 1"=20'

REVISIONS			REVISIONS		
NO.	DATE	BY	NO.	DATE	BY
1	1/8/21	VHB			

PELL BRIDGE
APPROACH ROADS AND RAMP IMPROVEMENTS
NEWPORT SIDE
NEWPORT RHODE ISLAND
GRADING PLAN NO. 11

FED. ROAD DW. NO.	STATE	FEDERAL AID PROJECT NO.	FISCAL YEAR	SHEET NO.	TOTAL SHEETS
1	RI		2020	188	465



MATCHLINE TO GRADING PLAN NO. 11

MATCHLINE TO GRADING PLAN NO. 13

NO WORK ON THIS SHEET



RHODE ISLAND
DEPARTMENT OF TRANSPORTATION

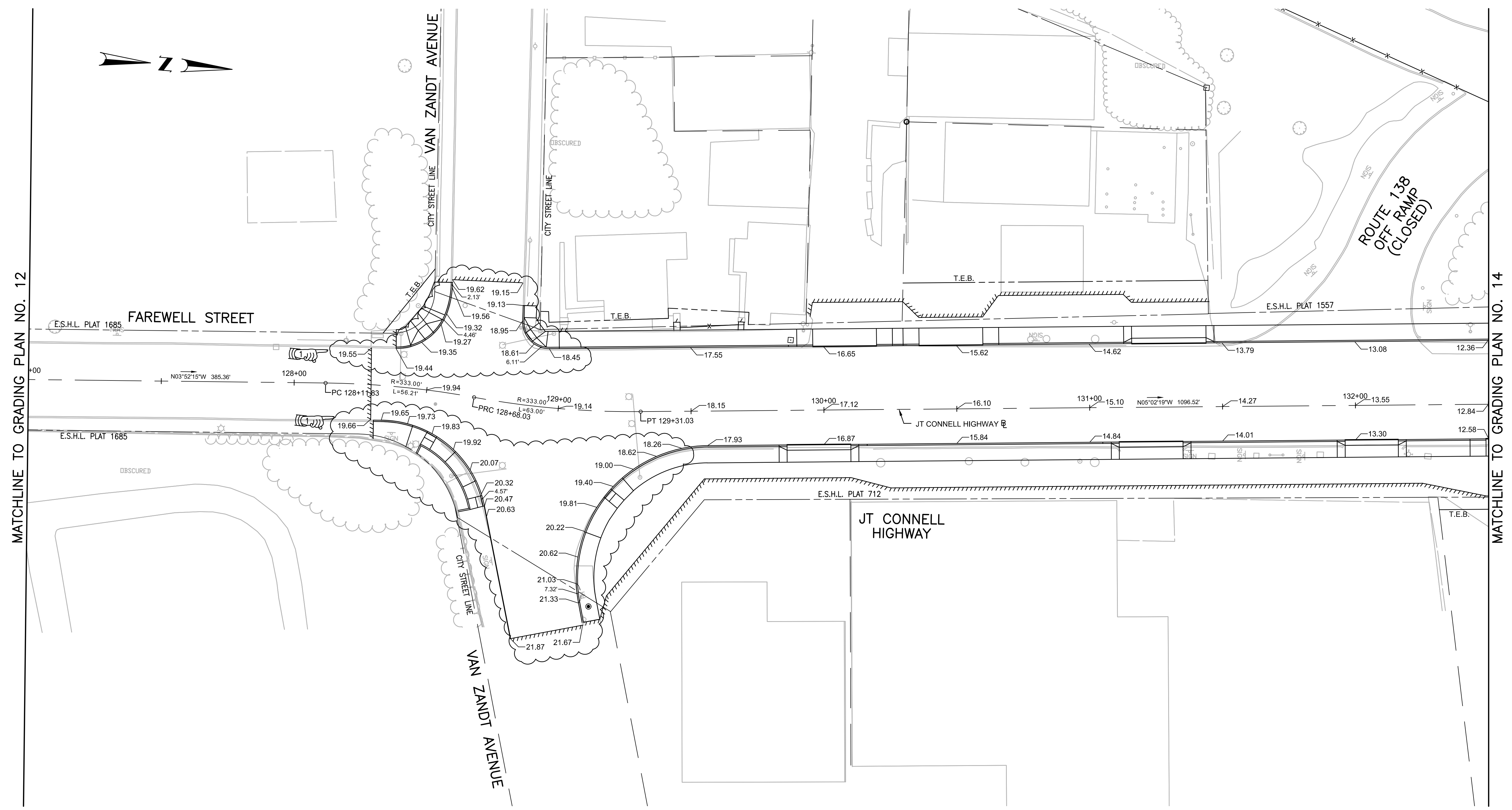
DESIGNED BY:
CHECKED BY:
DATE:
SHEET: 188
OF:

SCALE: 1"=20'

REVISIONS			REVISIONS		
NO.	DATE	BY	NO.	DATE	BY

PELL BRIDGE
APPROACH ROADS AND RAMP IMPROVEMENTS
NEWPORT SIDE
NEWPORT RHODE ISLAND
GRADING PLAN NO. 12

FED. ROAD DW. NO.	STATE	FEDERAL AID PROJECT NO.	FISCAL YEAR	SHEET NO.	TOTAL SHEETS
1	RI		2020	189	465



ADDENDUM NO. 4

NOTE
CORNER RADII PAVEMENT ELEVATIONS
ARE GIVEN AT 10 FOOT INTERVALS
UNLESS OTHERWISE NOTED.



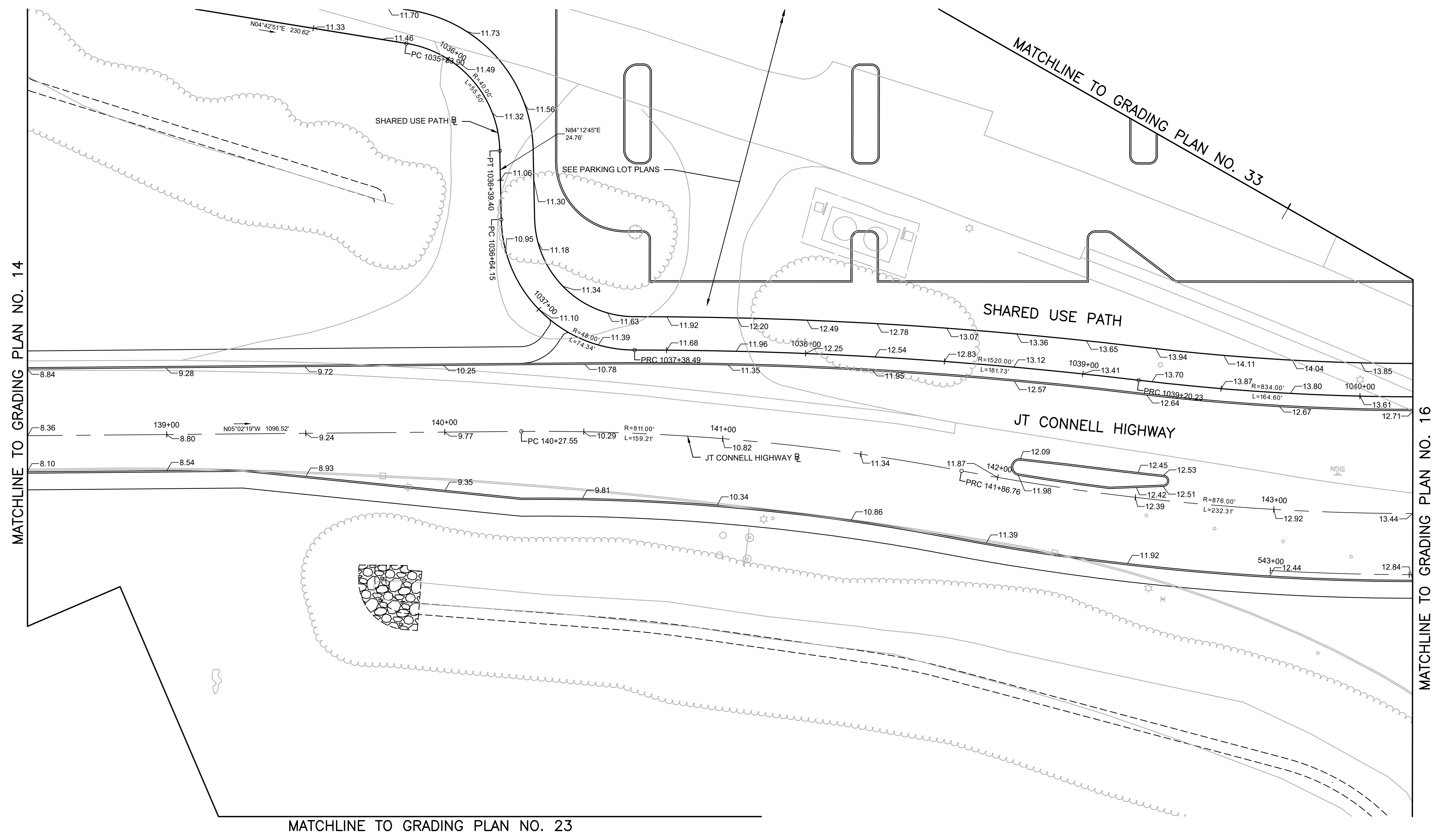
DESIGNED BY:
CHECKED BY:
DATE:
SHEET: 189
OF:

SCALE: 1"=20'

REVISIONS			REVISIONS		
NO.	DATE	BY	NO.	DATE	BY
1	1/8/21	VHB			

PELL BRIDGE
APPROACH ROADS AND RAMP IMPROVEMENTS
NEWPORT SIDE
NEWPORT RHODE ISLAND
GRADING PLAN NO. 13

FED. ROAD DIST. NO.	STATE	FEDERAL AID PROJECT NO.	FISCAL YEAR	SHEET NO.	TOTAL SHEETS
1	RI		2020	191	465

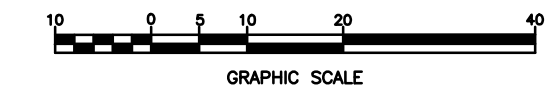



 1 Cedar Street
 Suite 400
 Providence, RI 02903
 401.272.8100


RHODE ISLAND
 DEPARTMENT OF TRANSPORTATION

DESIGNED BY:
 CHECKED BY:
 DATE:
 SHEET: 191
 OF:

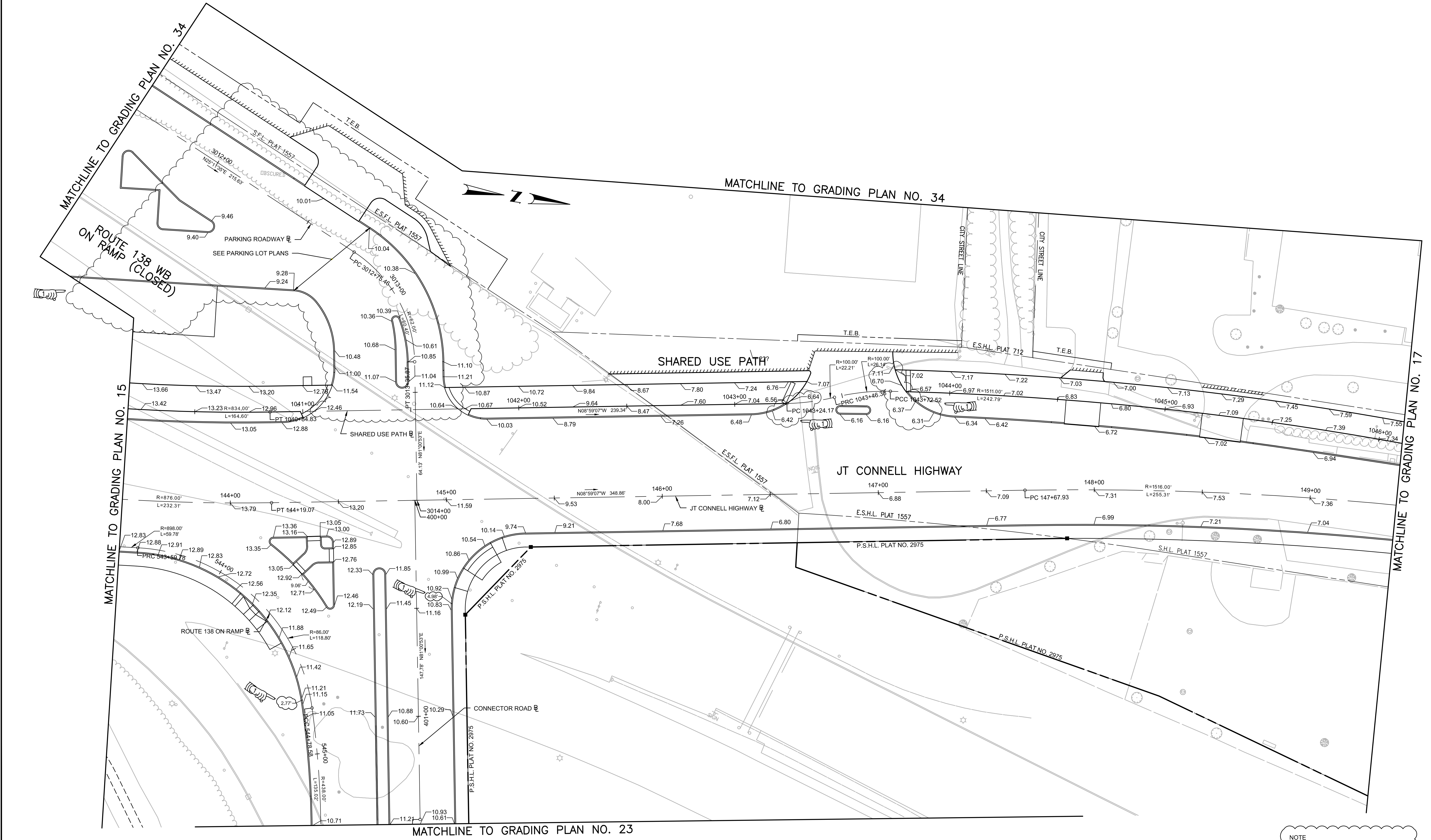
SCALE: 1"=20'



REVISIONS			REVISIONS		
NO.	DATE	BY	NO.	DATE	BY

PELL BRIDGE
APPROACH ROADS AND RAMP IMPROVEMENTS
 NEWPORT SIDE
 NEWPORT RHODE ISLAND
GRADING PLAN NO. 15

FED. ROAD DW. NO.	STATE	FEDERAL AID PROJECT NO.	FISCAL YEAR	SHEET NO.	TOTAL SHEETS
1	RI		2020	192	465



NOTE
CORNER RADII PAVEMENT ELEVATIONS
ARE GIVEN AT 10 FOOT INTERVALS
UNLESS OTHERWISE NOTED.

ADDENDUM NO. 4



RHODE ISLAND
DEPARTMENT OF TRANSPORTATION

DESIGNED BY:
CHECKED BY:
DATE:
SHEET: 192
OF:

SCALE: 1"=20'

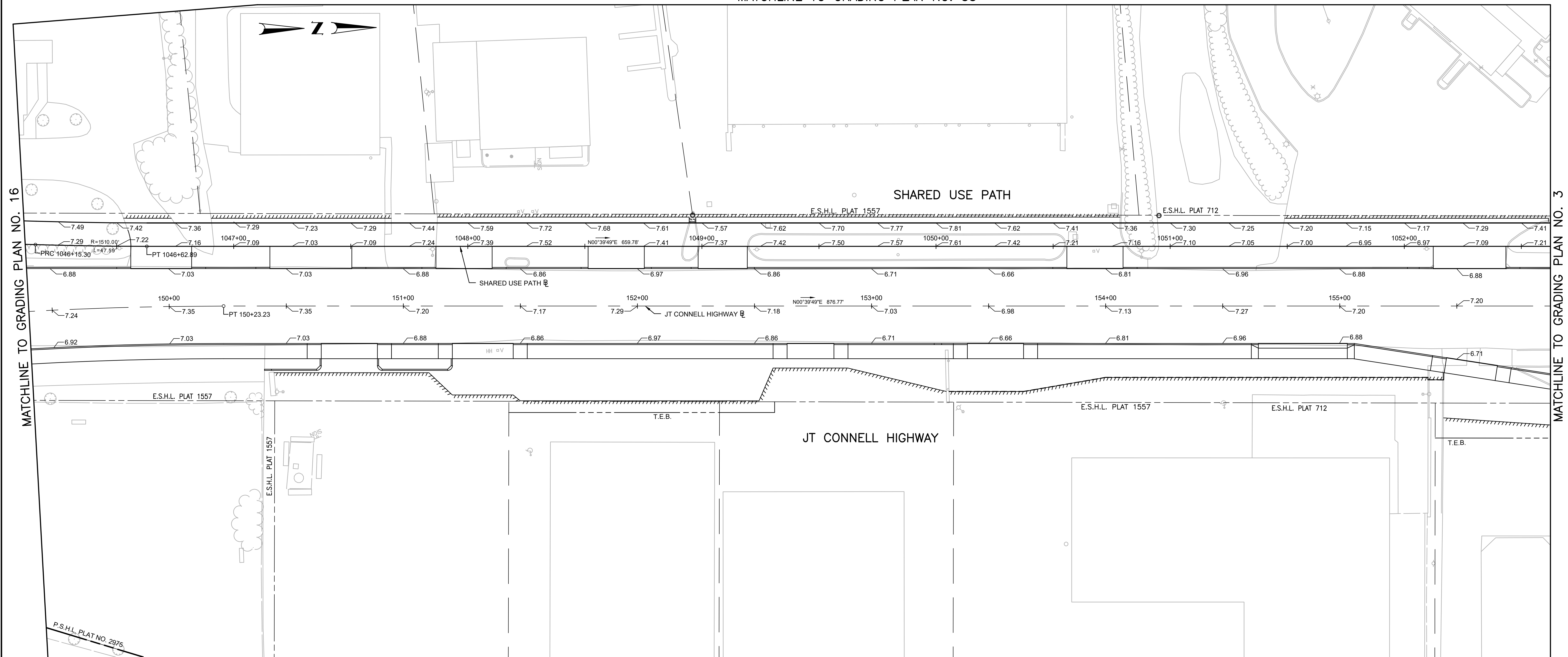
REVISIONS			REVISIONS		
NO.	DATE	BY	NO.	DATE	BY
1	1/8/21	VHB			

PELL BRIDGE
APPROACH ROADS AND RAMP IMPROVEMENTS
NEWPORT SIDE
NEWPORT RHODE ISLAND

GRADING PLAN NO. 16

FED. ROAD DW. NO.	STATE	FEDERAL AID PROJECT NO.	FISCAL YEAR	SHEET NO.	TOTAL SHEETS
1	RI		2020	193	465

MATCHLINE TO GRADING PLAN NO. 35



MATCHLINE TO GRADING PLAN NO. 16

MATCHLINE TO GRADING PLAN NO. 3

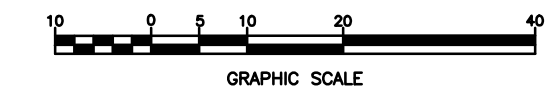

 1 Cedar Street
 Suite 400
 Providence, RI 02903
 401.272.8100



RHODE ISLAND
 DEPARTMENT OF TRANSPORTATION

DESIGNED BY:
 CHECKED BY:
 DATE:
 SHEET: 193
 OF:

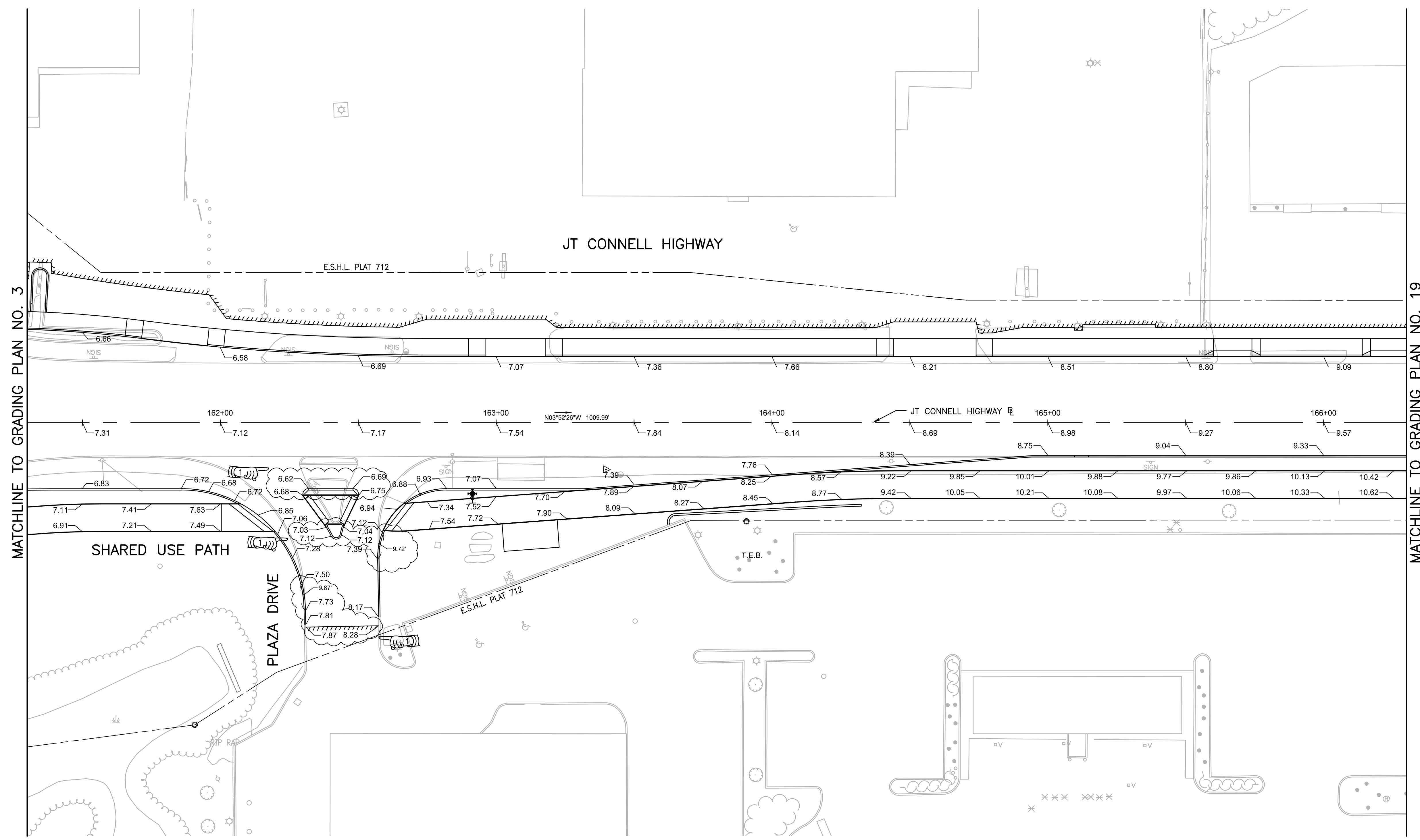
SCALE: 1"=20'



REVISIONS			REVISIONS		
NO.	DATE	BY	NO.	DATE	BY

PELL BRIDGE
 APPROACH ROADS AND RAMP IMPROVEMENTS
 NEWPORT SIDE
 NEWPORT RHODE ISLAND
GRADING PLAN NO. 17

FED. ROAD DW. NO.	STATE	FEDERAL AID PROJECT NO.	FISCAL YEAR	SHEET NO.	TOTAL SHEETS
1	RI		2020	194	465



ADDENDUM NO. 4

NOTE
CORNER RADII PAVEMENT ELEVATIONS
ARE GIVEN AT 10 FOOT INTERVALS
UNLESS OTHERWISE NOTED.



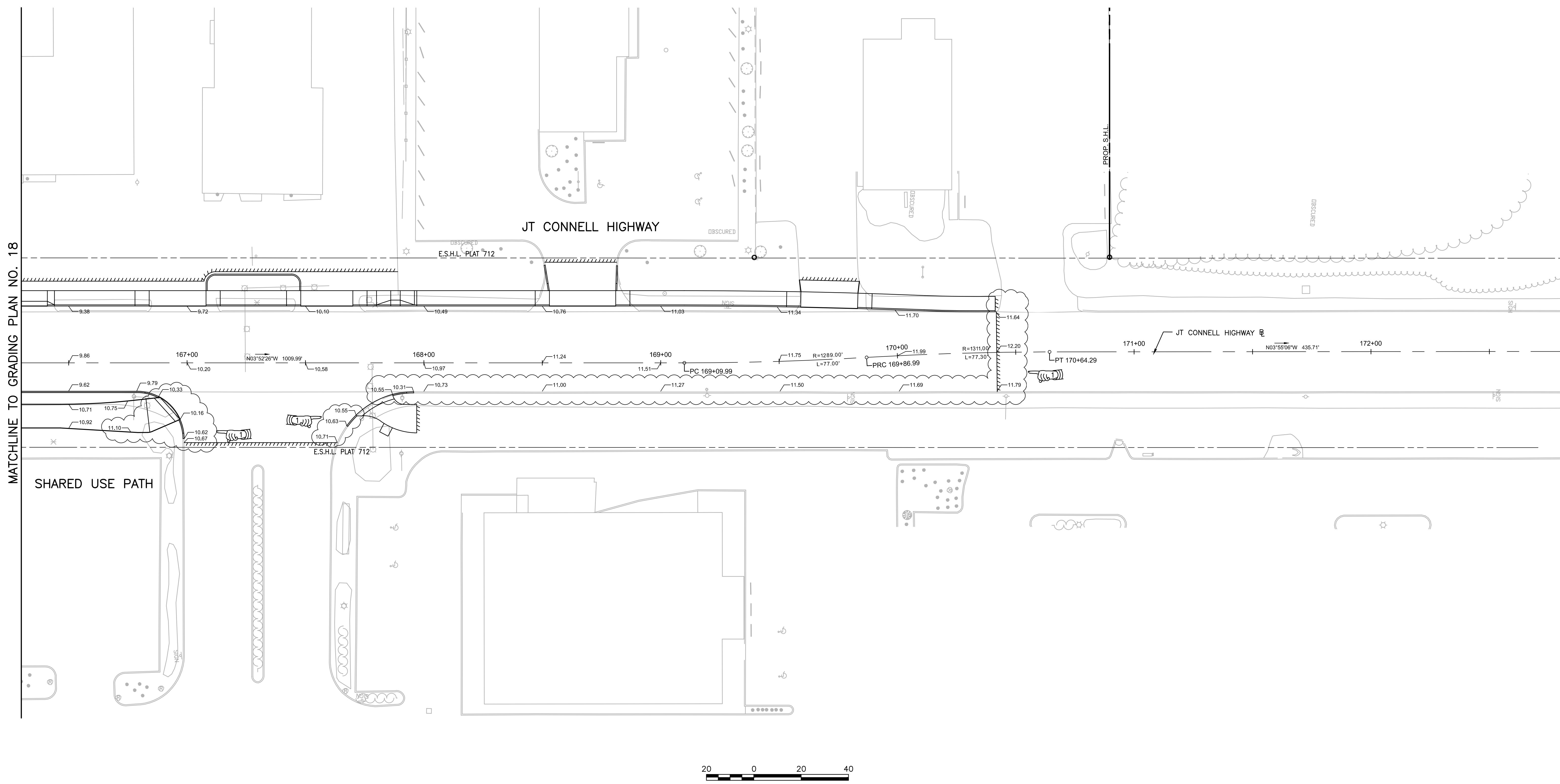
DESIGNED BY:
CHECKED BY:
DATE:
SHEET: 194
OF:

SCALE: 1"=20'

REVISIONS			REVISIONS		
NO.	DATE	BY	NO.	DATE	BY
1	1/8/21	VHB			

PELL BRIDGE
APPROACH ROADS AND RAMP IMPROVEMENTS
NEWPORT
RHODE ISLAND
GRADING PLAN NO. 18

FED. ROAD DW. NO.	STATE	FEDERAL AID PROJECT NO.	FISCAL YEAR	SHEET NO.	TOTAL SHEETS
1	RI		2020	195	465



MATCHLINE TO GRADING PLAN NO. 18



ADDENDUM NO. 4



RHODE ISLAND
DEPARTMENT OF TRANSPORTATION

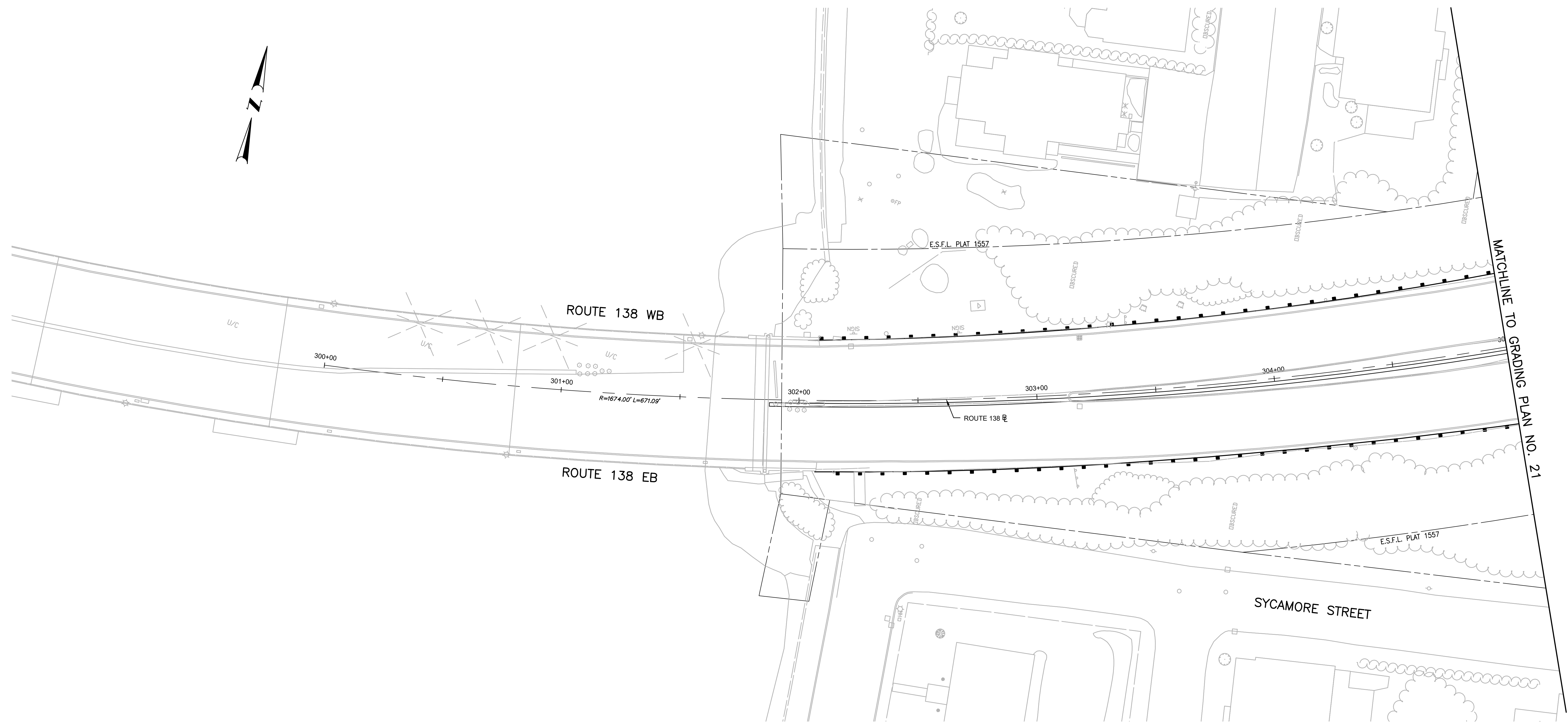
DESIGNED BY:
CHECKED BY:
DATE:
SHEET: 195
OF:

SCALE: 1"=20'

REVISIONS			REVISIONS		
NO.	DATE	BY	NO.	DATE	BY
1	1/8/21	VHB			

PELL BRIDGE
APPROACH ROADS AND RAMP IMPROVEMENTS
NEWPORT SIDE
NEWPORT RHODE ISLAND
GRADING PLAN NO. 19

FED. ROAD DW. NO.	STATE	FEDERAL AID PROJECT NO.	FISCAL YEAR	SHEET NO.	TOTAL SHEETS
1	RI		2020	196	465

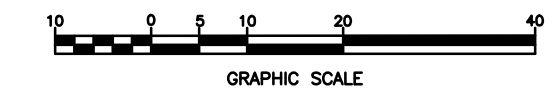



 1 Cedar Street
 Suite 400
 Providence, RI 02903
 401.272.8100


RHODE ISLAND
 DEPARTMENT OF TRANSPORTATION

DESIGNED BY:
 CHECKED BY:
 DATE:
 SHEET: 196
 OF:

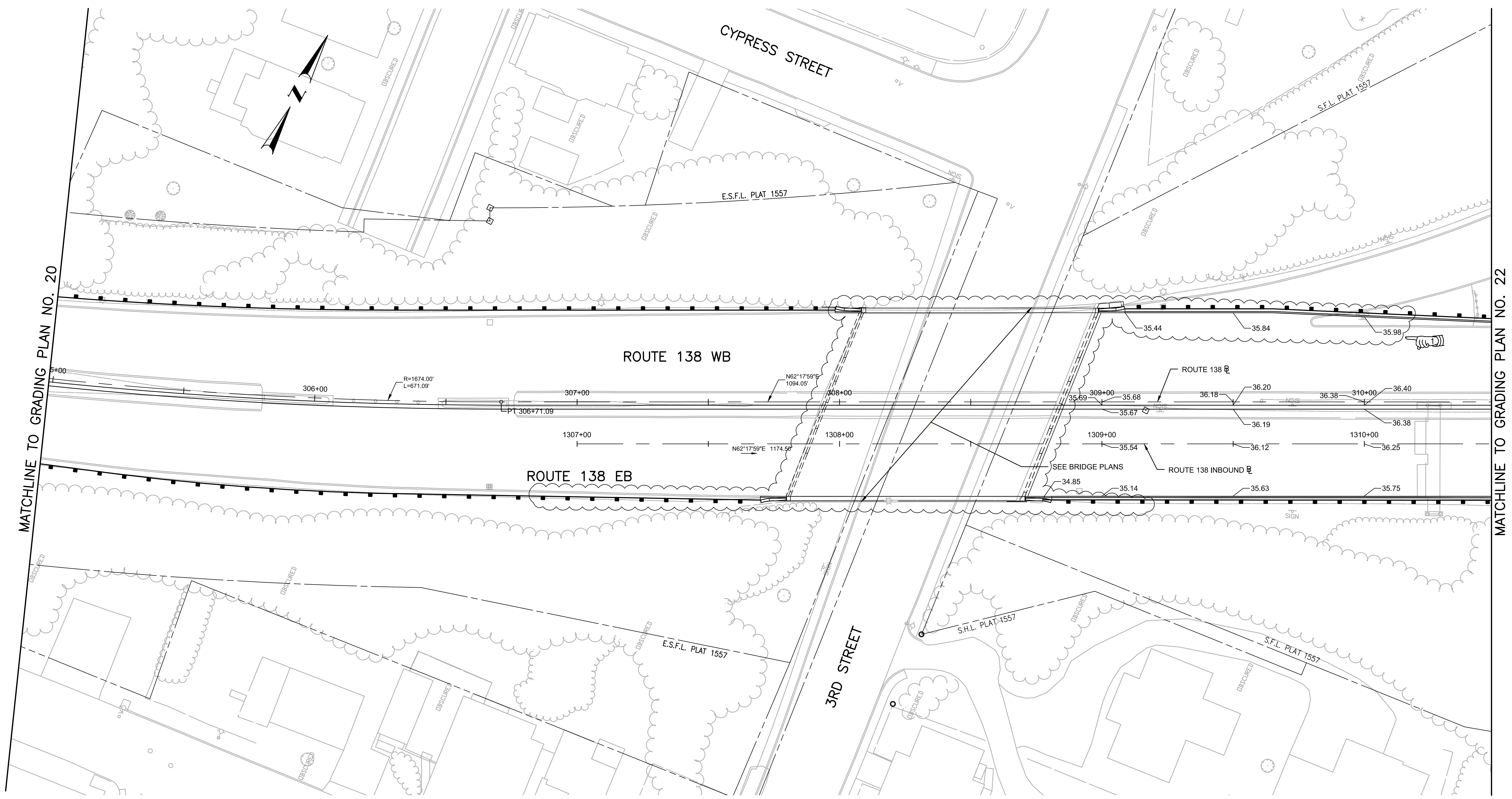
SCALE: 1"=20'



REVISIONS			REVISIONS		
NO.	DATE	BY	NO.	DATE	BY

PELL BRIDGE
APPROACH ROADS AND RAMP IMPROVEMENTS
 NEWPORT SIDE
 NEWPORT RHODE ISLAND
GRADING PLAN NO. 20

FED. ROAD DW. NO.	STATE	FEDERAL AID PROJECT NO.	FISCAL YEAR	SHEET NO.	TOTAL SHEETS
1	RI		2020	197	465



MATCHLINE TO GRADING PLAN NO. 20

MATCHLINE TO GRADING PLAN NO. 22

ADDENDUM NO. 4



DESIGNED BY:
CHECKED BY:
DATE:
SHEET: 197
OF:

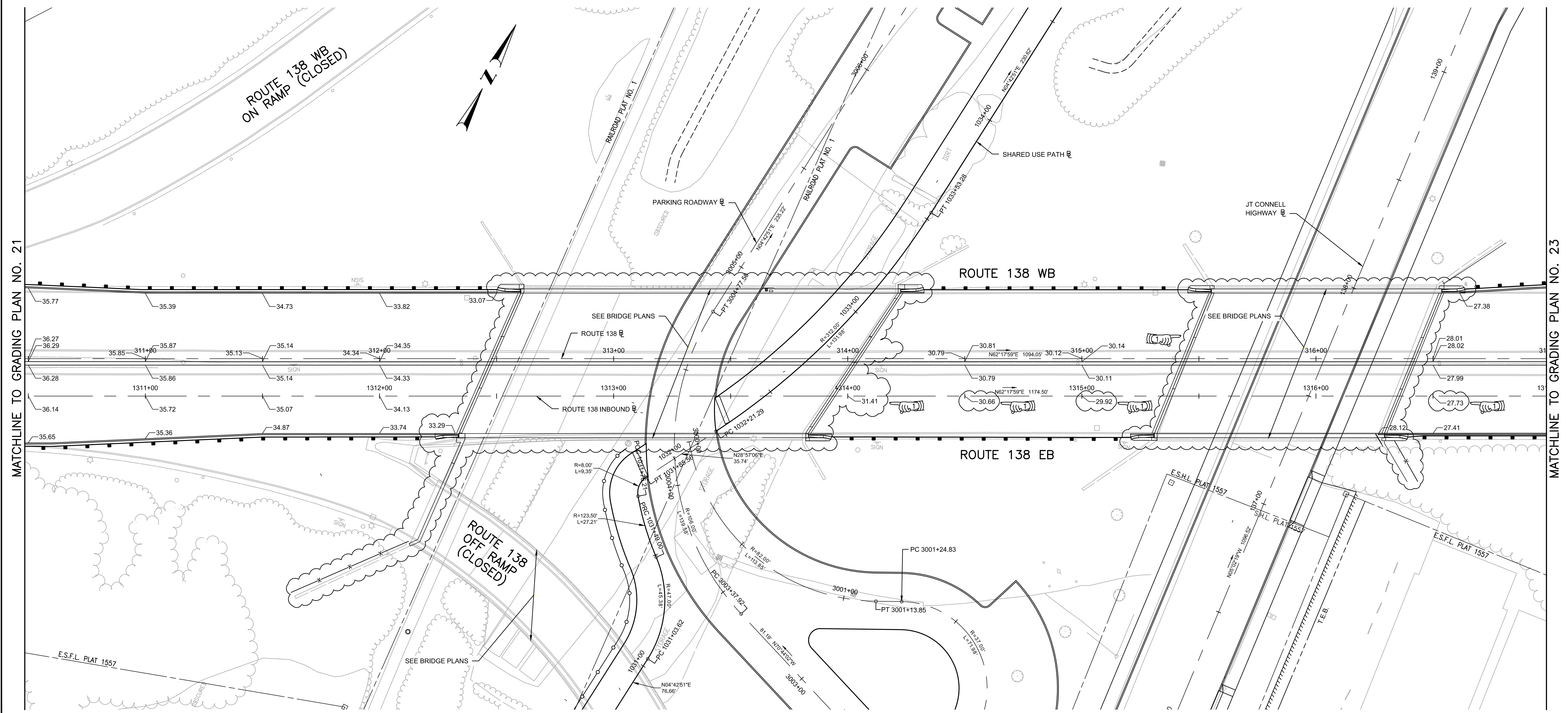
SCALE: 1"=20'

REVISIONS			REVISIONS		
NO.	DATE	BY	NO.	DATE	BY
1	1/8/21	VHB			

PELL BRIDGE
APPROACH ROADS AND RAMP IMPROVEMENTS
NEWPORT
RHODE ISLAND

GRADING PLAN NO. 21

FED. ROAD DIST. NO.	STATE	FEDERAL AID PROJECT NO.	FISCAL YEAR	SHEET NO.	TOTAL SHEETS
1	RI		2020	198	465



ADDENDUM NO. 4



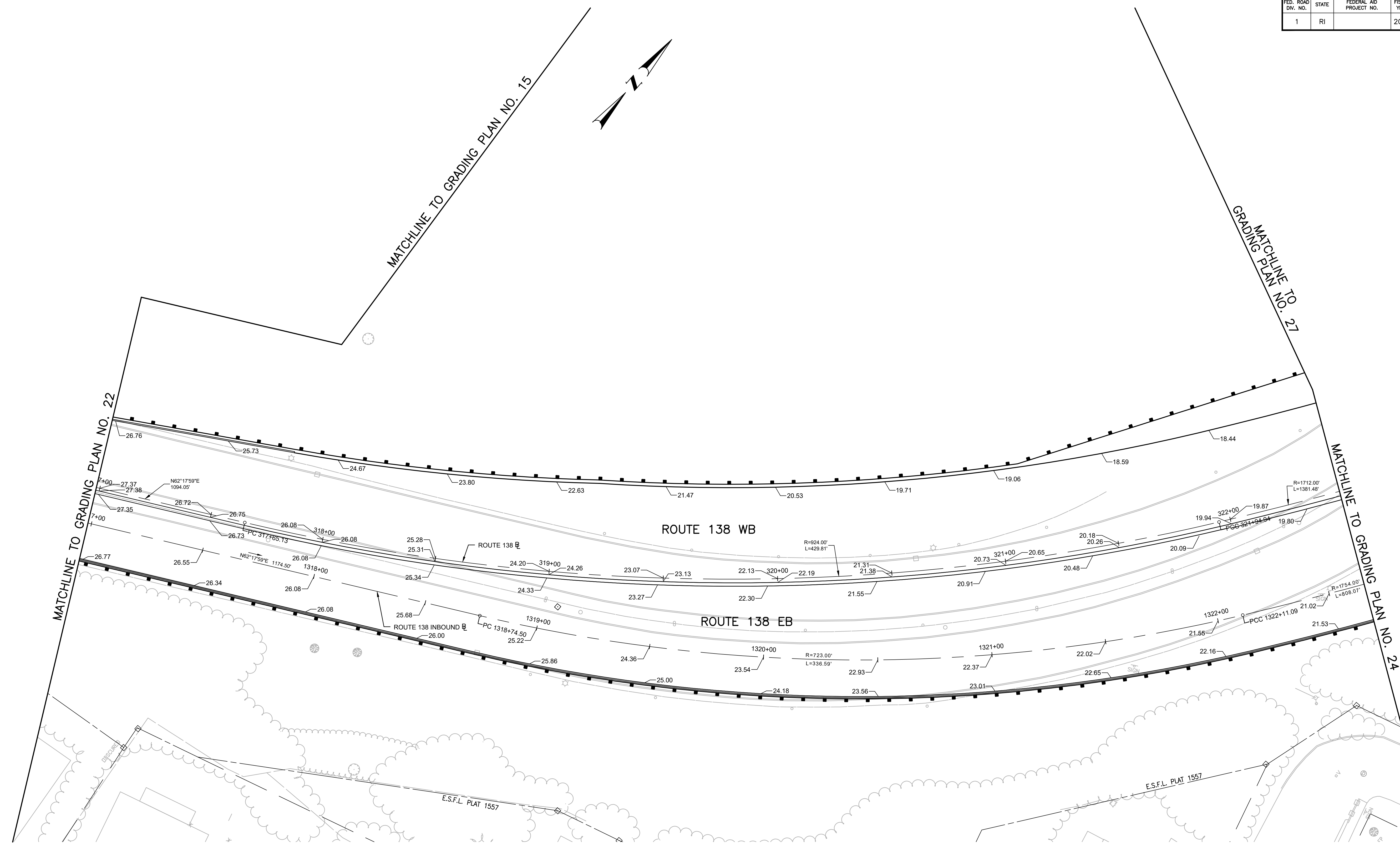
DESIGNED BY:
 CHECKED BY:
 DATE:
 SHEET: 198
 OF:

SCALE: 1"=20'

REVISIONS			REVISIONS		
NO.	DATE	BY	NO.	DATE	BY
1	1/8/21	VHB			

PELL BRIDGE
 APPROACH ROADS AND RAMP IMPROVEMENTS
 NEWPORT SIDE
 NEWPORT RHODE ISLAND
GRADING PLAN NO. 22

FED. ROAD DW. NO.	STATE	FEDERAL AID PROJECT NO.	FISCAL YEAR	SHEET NO.	TOTAL SHEETS
1	RI		2020	199	465



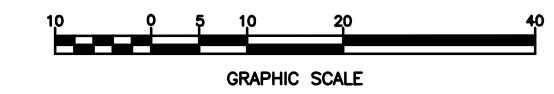

 1 Cedar Street
 Suite 400
 Providence, RI 02903
 401.272.8100



RHODE ISLAND
 DEPARTMENT OF TRANSPORTATION

DESIGNED BY:
 CHECKED BY:
 DATE:
 SHEET: 199
 OF:

SCALE: 1"=20'

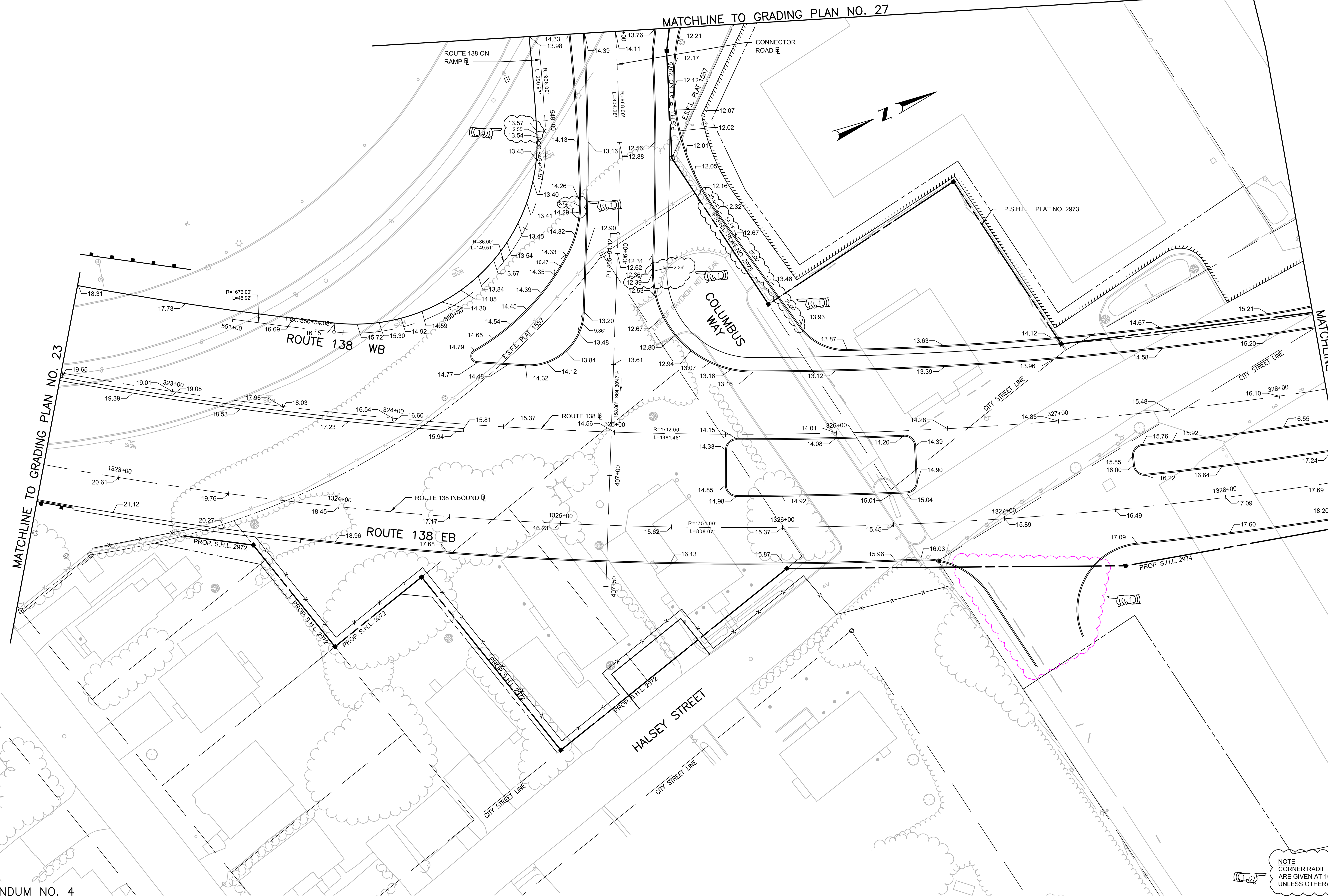


REVISIONS			REVISIONS		
NO.	DATE	BY	NO.	DATE	BY

PELL BRIDGE
 APPROACH ROADS AND RAMP IMPROVEMENTS
 NEWPORT SIDE
 NEWPORT RHODE ISLAND
GRADING PLAN NO. 23

FED. ROAD DIST. NO.	STATE	FEDERAL AID PROJECT NO.	FISCAL YEAR	SHEET NO.	TOTAL SHEETS
1	RI		2020	200	465

MATCHLINE TO GRADING PLAN NO. 27



MATCHLINE TO GRADING PLAN NO. 23

MATCHLINE TO GRADING PLAN NO. 25

NOTE
 CORNER RADII PAVEMENT ELEVATIONS
 ARE GIVEN AT 10 FOOT INTERVALS
 UNLESS OTHERWISE NOTED.

ADDENDUM NO. 4

vhb
 1 Cedar Street
 Suite 400
 Providence, RI 02903
 401.272.8100



RHODE ISLAND
 DEPARTMENT OF TRANSPORTATION

DESIGNED BY:
 CHECKED BY:
 DATE:
 SHEET: 200
 OF:

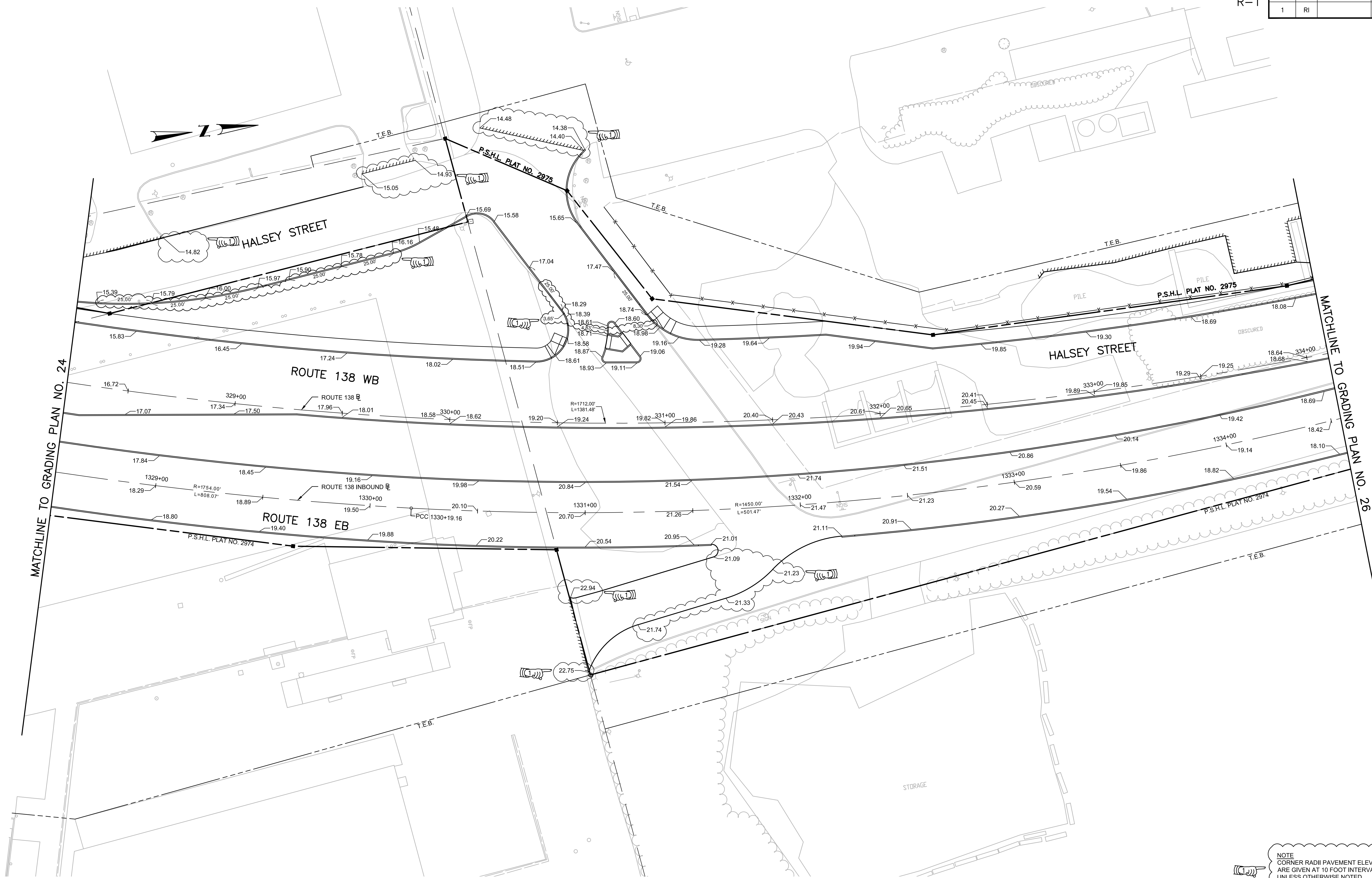
SCALE: 1"=20'

REVISIONS				REVISIONS			
NO.	DATE	BY	NO.	DATE	BY	NO.	DATE
1	1/8/21	VHB					

PELL BRIDGE
 APPROACH ROADS AND RAMP IMPROVEMENTS
 NEWPORT SIDE
 NEWPORT RHODE ISLAND

GRADING PLAN NO. 24

FED. ROAD DW. NO.	STATE	FEDERAL AID PROJECT NO.	FISCAL YEAR	SHEET NO.	TOTAL SHEETS
1	RI		2020	201	465



NOTE
CORNER RADII PAVEMENT ELEVATIONS
ARE GIVEN AT 10 FOOT INTERVALS
UNLESS OTHERWISE NOTED.

ADDENDUM NO. 2



RHODE ISLAND
DEPARTMENT OF TRANSPORTATION

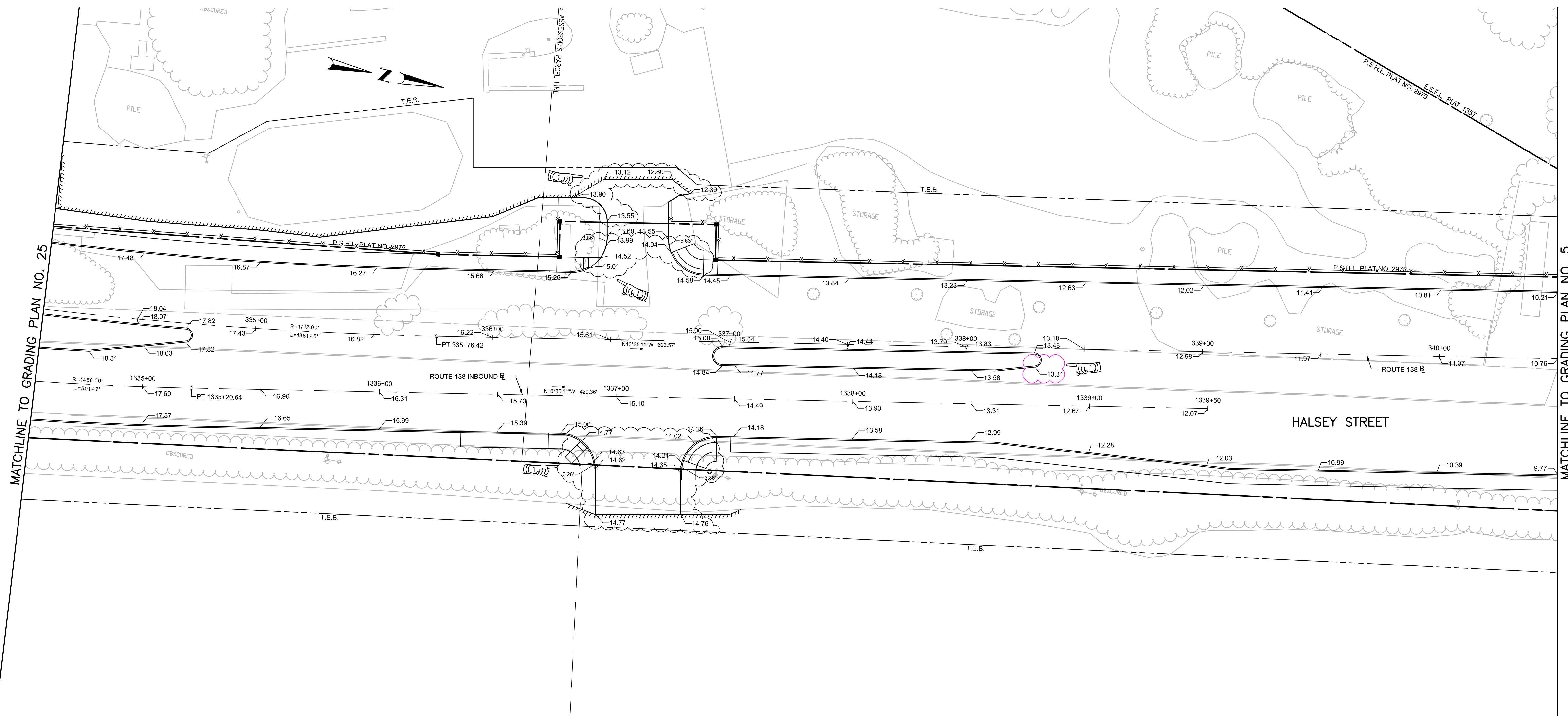
DESIGNED BY:
CHECKED BY:
DATE:
SHEET: 201
OF:

SCALE: 1"=20'

REVISIONS			REVISIONS		
NO.	DATE	BY	NO.	DATE	BY
1	12/23/20	VHB			

PELL BRIDGE
APPROACH ROADS AND RAMP IMPROVEMENTS
NEWPORT
NEWPORT
RHODE ISLAND
GRADING PLAN NO. 25

FED. ROAD DW. NO.	STATE	FEDERAL AID PROJECT NO.	FISCAL YEAR	SHEET NO.	TOTAL SHEETS
1	RI		2020	202	465



MATCHLINE TO GRADING PLAN NO. 25

MATCHLINE TO GRADING PLAN NO. 5

HALSEY STREET

ROUTE 138 INBOUND

NOTE
CORNER RADII PAVEMENT ELEVATIONS
ARE GIVEN AT 10 FOOT INTERVALS
UNLESS OTHERWISE NOTED.

ADDENDUM NO. 2



RHODE ISLAND
DEPARTMENT OF TRANSPORTATION

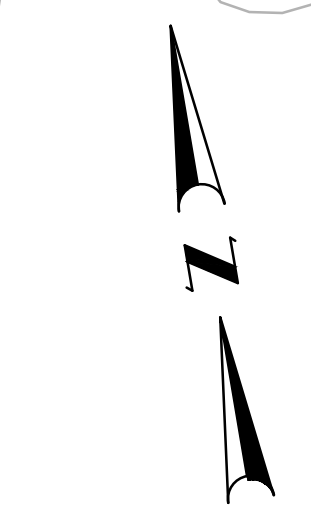
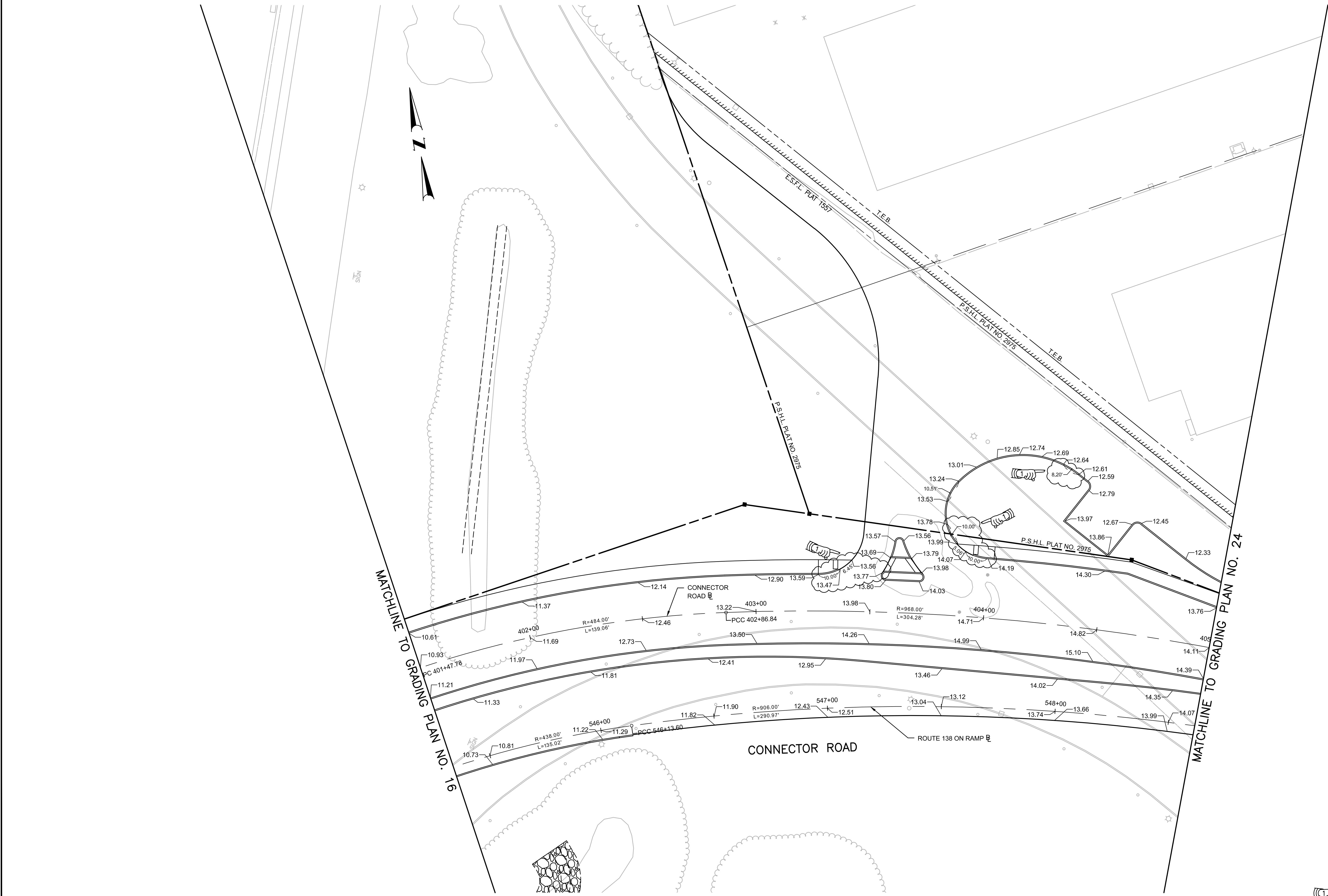
DESIGNED BY:
CHECKED BY:
DATE:
SHEET: 202
OF:

SCALE: 1"=20'

REVISIONS			REVISIONS		
NO.	DATE	BY	NO.	DATE	BY
1	12/23/20	VHB			

PELL BRIDGE
APPROACH ROADS AND RAMP IMPROVEMENTS
NEWPORT SIDE
NEWPORT RHODE ISLAND
GRADING PLAN NO. 26

FED. ROAD DW. NO.	STATE	FEDERAL AID PROJECT NO.	FISCAL YEAR	SHEET NO.	TOTAL SHEETS
1	RI		2020	203	465



MATCHLINE TO GRADING PLAN NO. 16

MATCHLINE TO GRADING PLAN NO. 24

NOTE
CORNER RADII PAVEMENT ELEVATIONS ARE GIVEN AT 10 FOOT INTERVALS UNLESS OTHERWISE NOTED.

ADDENDUM NO. 2



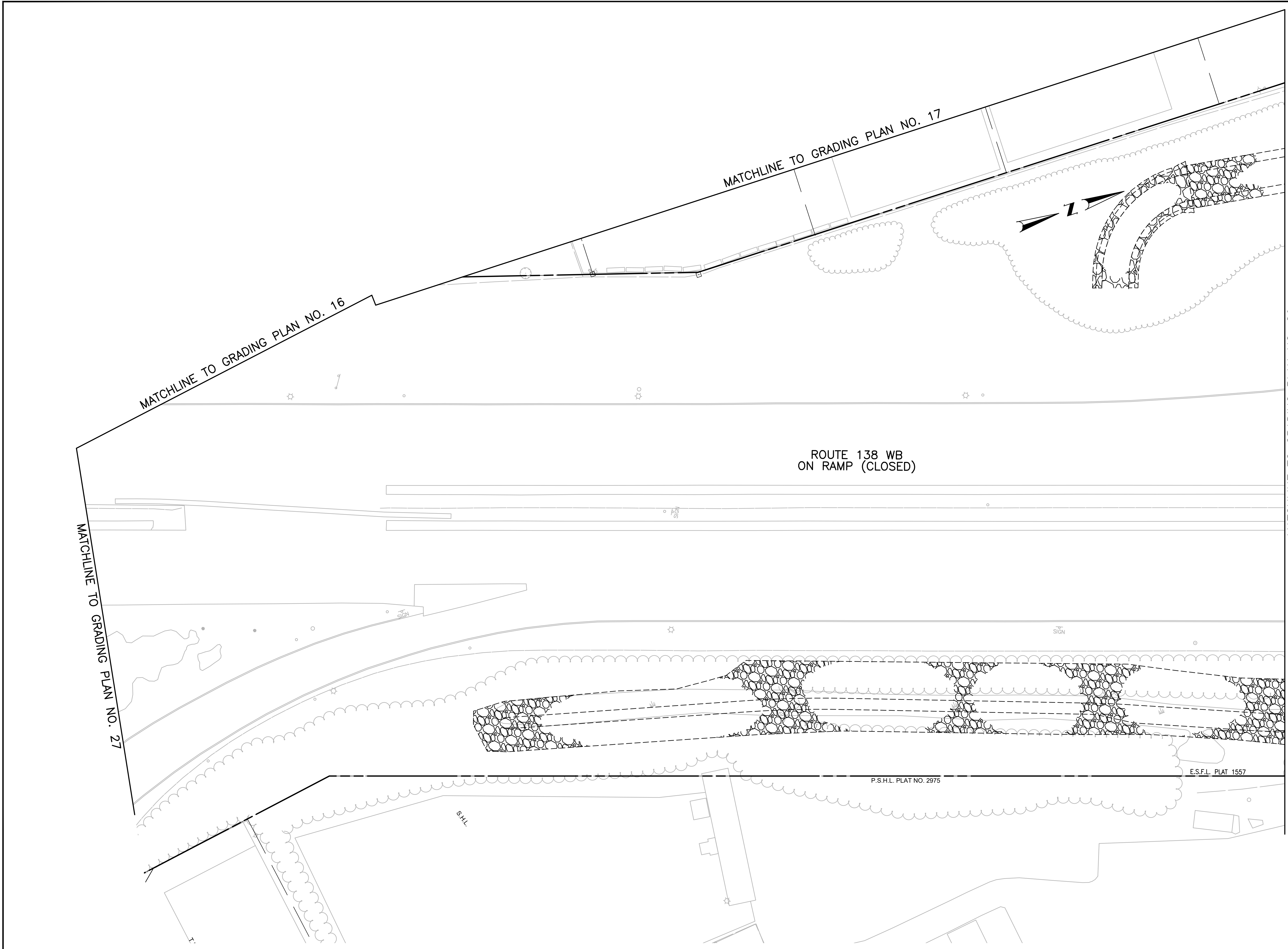
DESIGNED BY:
CHECKED BY:
DATE:
SHEET: 203
OF:

SCALE: 1"=20'

REVISIONS				REVISIONS			
NO.	DATE	BY	NO.	DATE	BY	NO.	DATE
1	12/23/20	VHB					

PELL BRIDGE
APPROACH ROADS AND RAMP IMPROVEMENTS
NEWPORT SIDE
NEWPORT RHODE ISLAND
GRADING PLAN NO. 27

FED. ROAD DW. NO.	STATE	FEDERAL AID PROJECT NO.	FISCAL YEAR	SHEET NO.	TOTAL SHEETS
1	RI		2020	204	465



vhb
 1 Cedar Street
 Suite 400
 Providence, RI 02903
 401.272.8100



RHODE ISLAND
 DEPARTMENT OF TRANSPORTATION

DESIGNED BY:
 CHECKED BY:
 DATE:
 SHEET: 204
 OF:

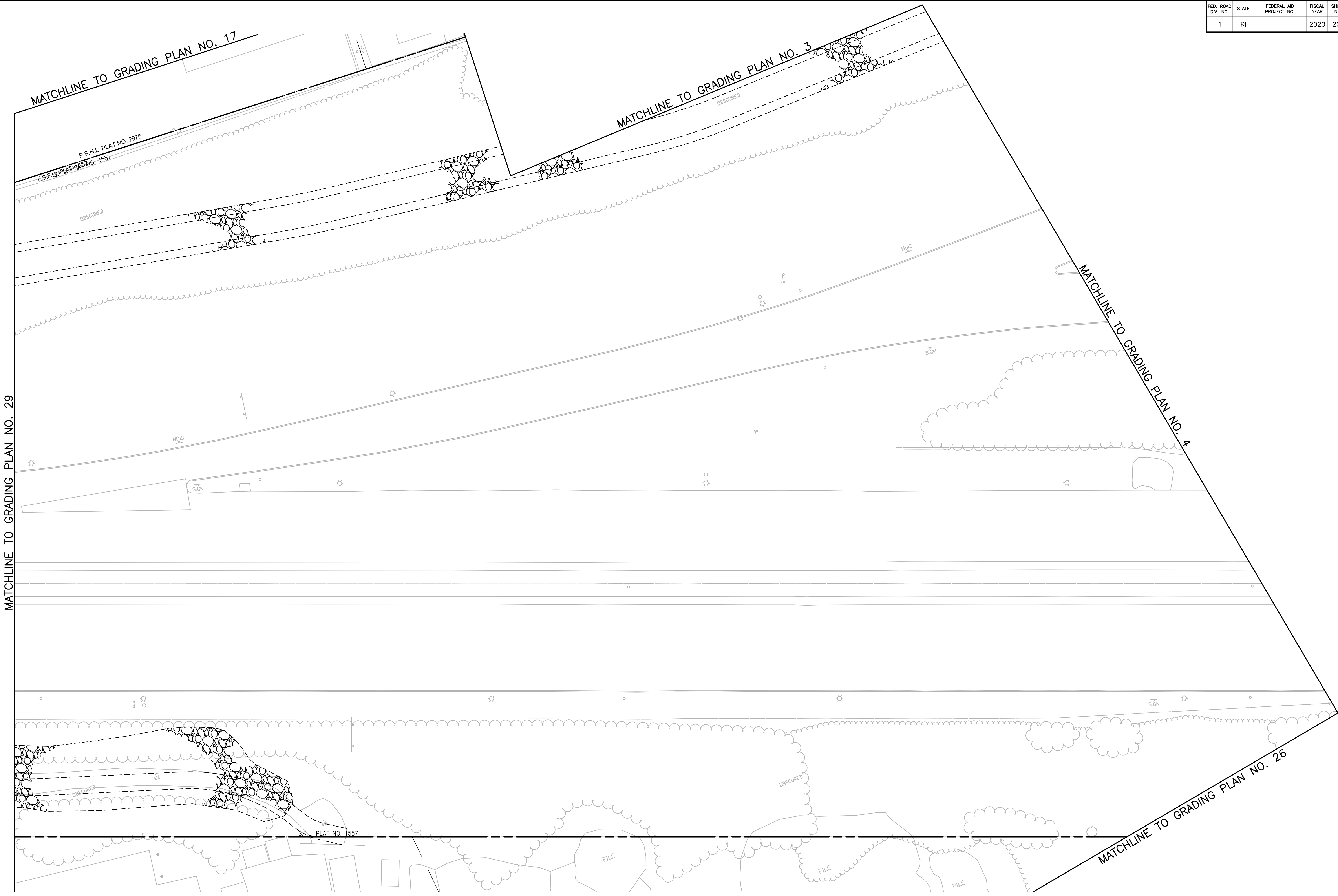
SCALE: 1"=20'

REVISIONS			REVISIONS		
NO.	DATE	BY	NO.	DATE	BY

PELL BRIDGE
APPROACH ROADS AND RAMP IMPROVEMENTS
 NEWPORT SIDE
 NEWPORT RHODE ISLAND

GRADING PLAN NO. 28

FED. ROAD DW. NO.	STATE	FEDERAL AID PROJECT NO.	FISCAL YEAR	SHEET NO.	TOTAL SHEETS
1	RI		2020	205	465



MATCHLINE TO GRADING PLAN NO. 29

MATCHLINE TO GRADING PLAN NO. 17

MATCHLINE TO GRADING PLAN NO. 3

MATCHLINE TO GRADING PLAN NO. 4

MATCHLINE TO GRADING PLAN NO. 26

P.S.H.L. PLAT NO. 2975
E.S.F.L.S. PLAT NO. 1557

S.E.L. PLAT NO. 1557

1 Cedar Street
Suite 400
Providence, RI 02903
401.272.8100

RHODE ISLAND
DEPARTMENT OF TRANSPORTATION

DESIGNED BY:
CHECKED BY:
DATE:
SHEET: 205
OF:

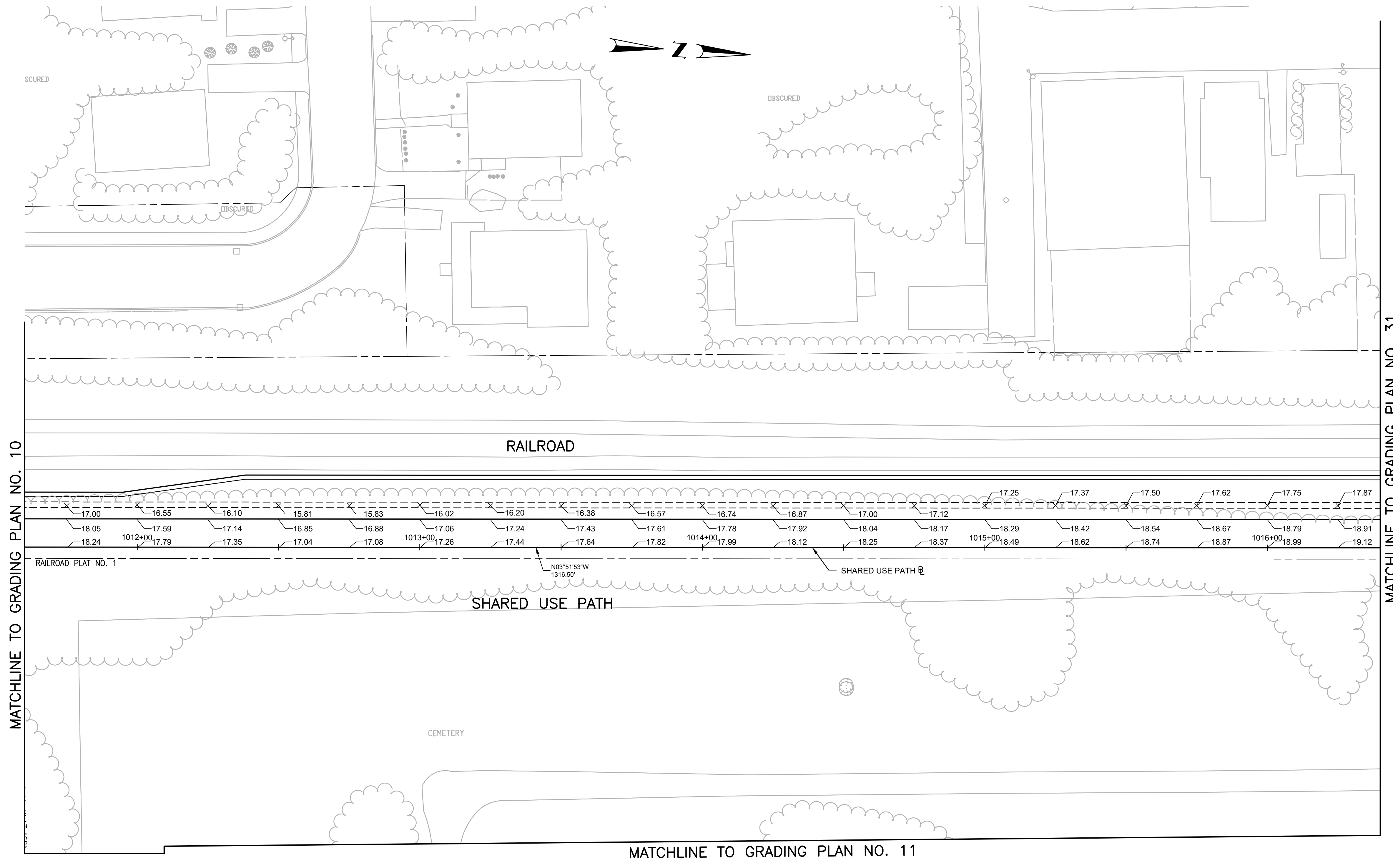
SCALE: 1"=20'

REVISIONS			REVISIONS		
NO.	DATE	BY	NO.	DATE	BY

PELL BRIDGE
APPROACH ROADS AND RAMP IMPROVEMENTS
NEWPORT SIDE
NEWPORT RHODE ISLAND

GRADING PLAN NO. 29

FED. ROAD DW. NO.	STATE	FEDERAL AID PROJECT NO.	FISCAL YEAR	SHEET NO.	TOTAL SHEETS
1	RI		2020	206	465



vhb
 1 Cedar Street
 Suite 400
 Providence, RI 02903
 401.272.8100



RHODE ISLAND
 DEPARTMENT OF TRANSPORTATION

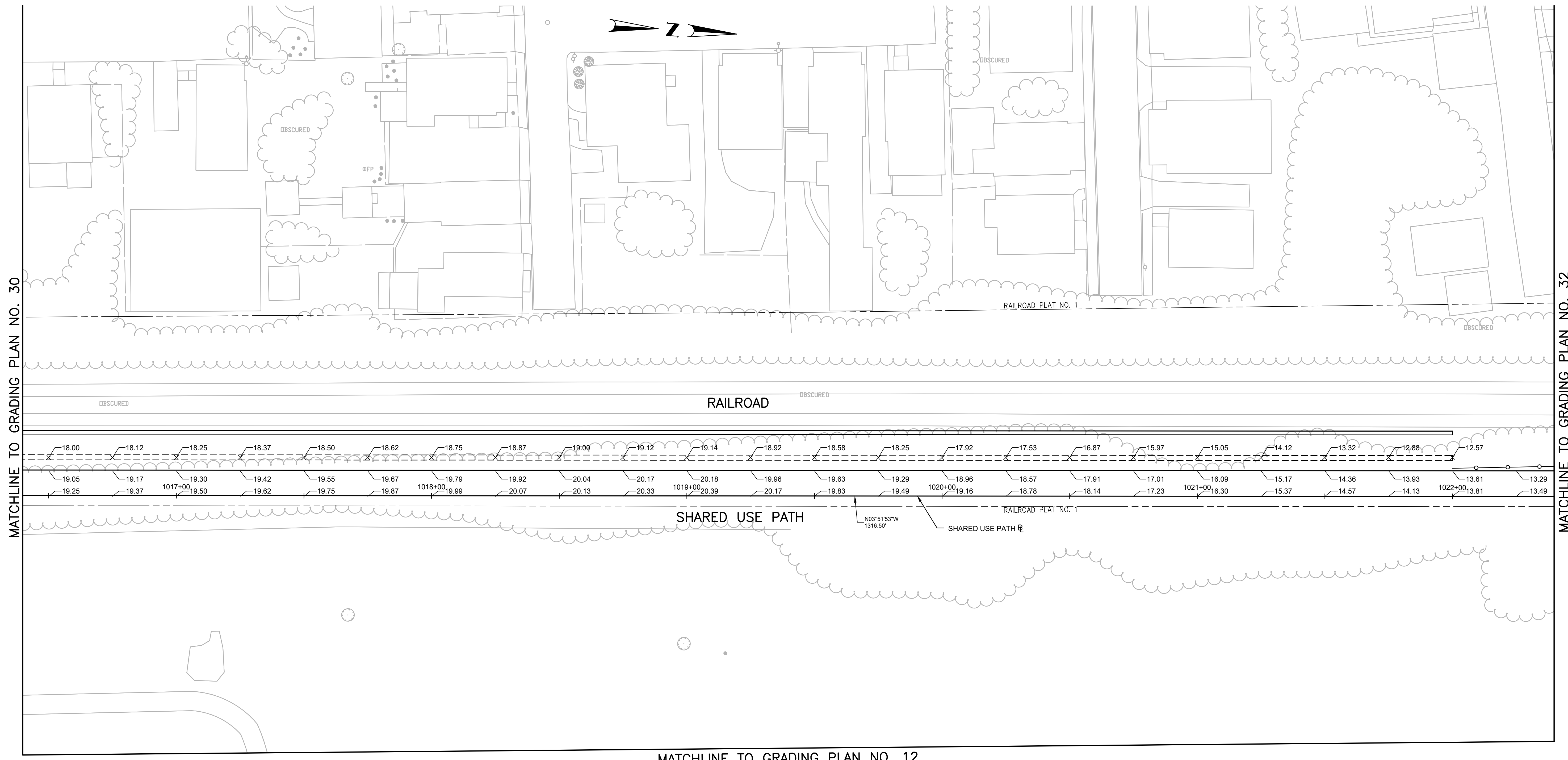
DESIGNED BY:
 CHECKED BY:
 DATE:
 SHEET: 206
 OF:

SCALE: 1"=20'

REVISIONS			REVISIONS		
NO.	DATE	BY	NO.	DATE	BY

PELL BRIDGE
APPROACH ROADS AND RAMP IMPROVEMENTS
 NEWPORT SIDE
 NEWPORT RHODE ISLAND

GRADING PLAN NO. 30



MATCHLINE TO GRADING PLAN NO. 30

MATCHLINE TO GRADING PLAN NO. 32

MATCHLINE TO GRADING PLAN NO. 12



DESIGNED BY:
CHECKED BY:
DATE:
SHEET: 207
OF:

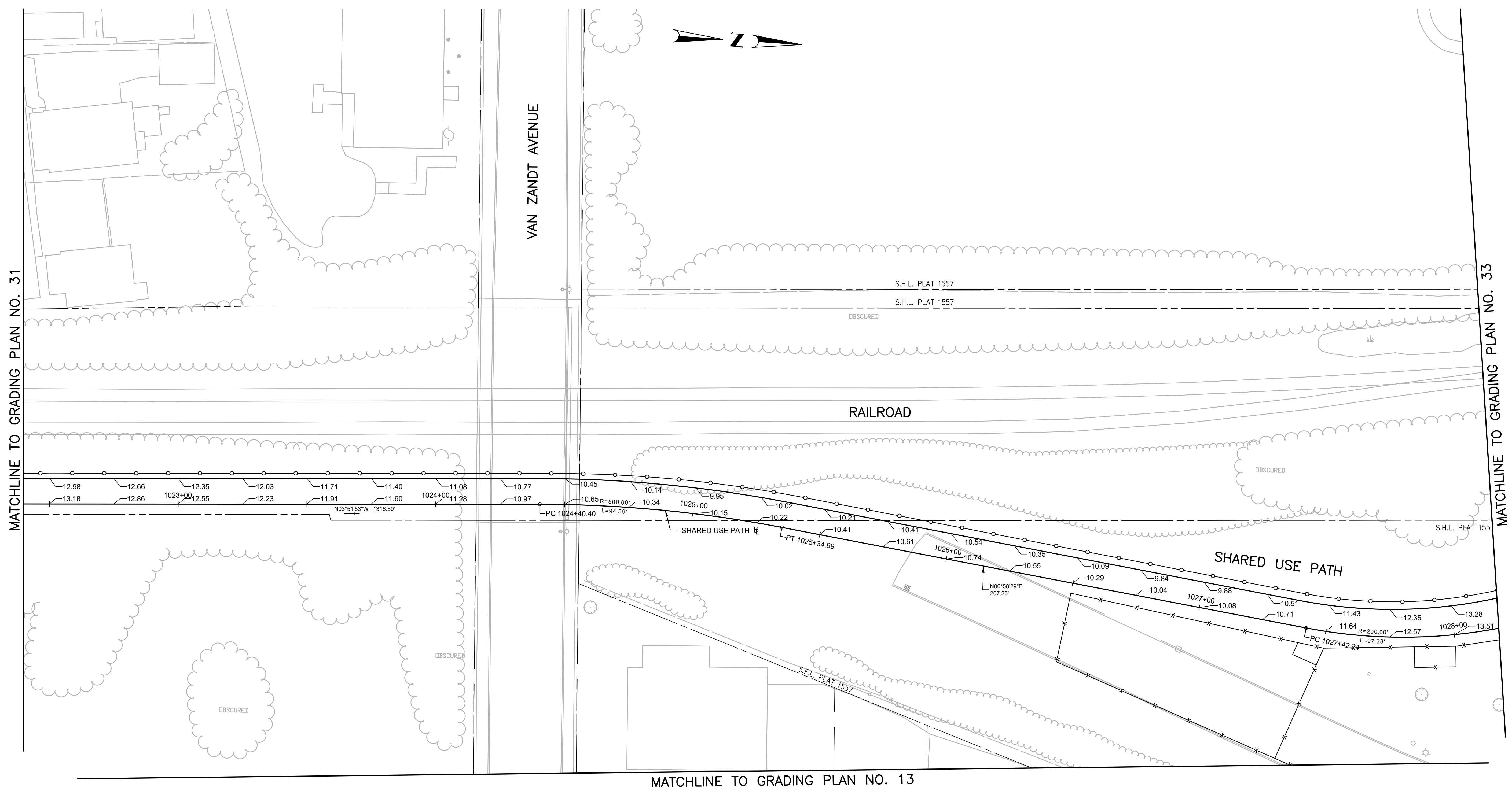
SCALE: 1"=20'

REVISIONS			REVISIONS		
NO.	DATE	BY	NO.	DATE	BY

PELL BRIDGE
APPROACH ROADS AND RAMP IMPROVEMENTS
NEWPORT SIDE
NEWPORT RHODE ISLAND

GRADING PLAN NO. 31

FED. ROAD DW. NO.	STATE	FEDERAL AID PROJECT NO.	FISCAL YEAR	SHEET NO.	TOTAL SHEETS
1	RI		2020	208	465



MATCHLINE TO GRADING PLAN NO. 13

vhb
 1 Cedar Street
 Suite 400
 Providence, RI 02903
 401.272.8100



RHODE ISLAND
 DEPARTMENT OF TRANSPORTATION

DESIGNED BY:
 CHECKED BY:
 DATE:
 SHEET: 208
 OF:

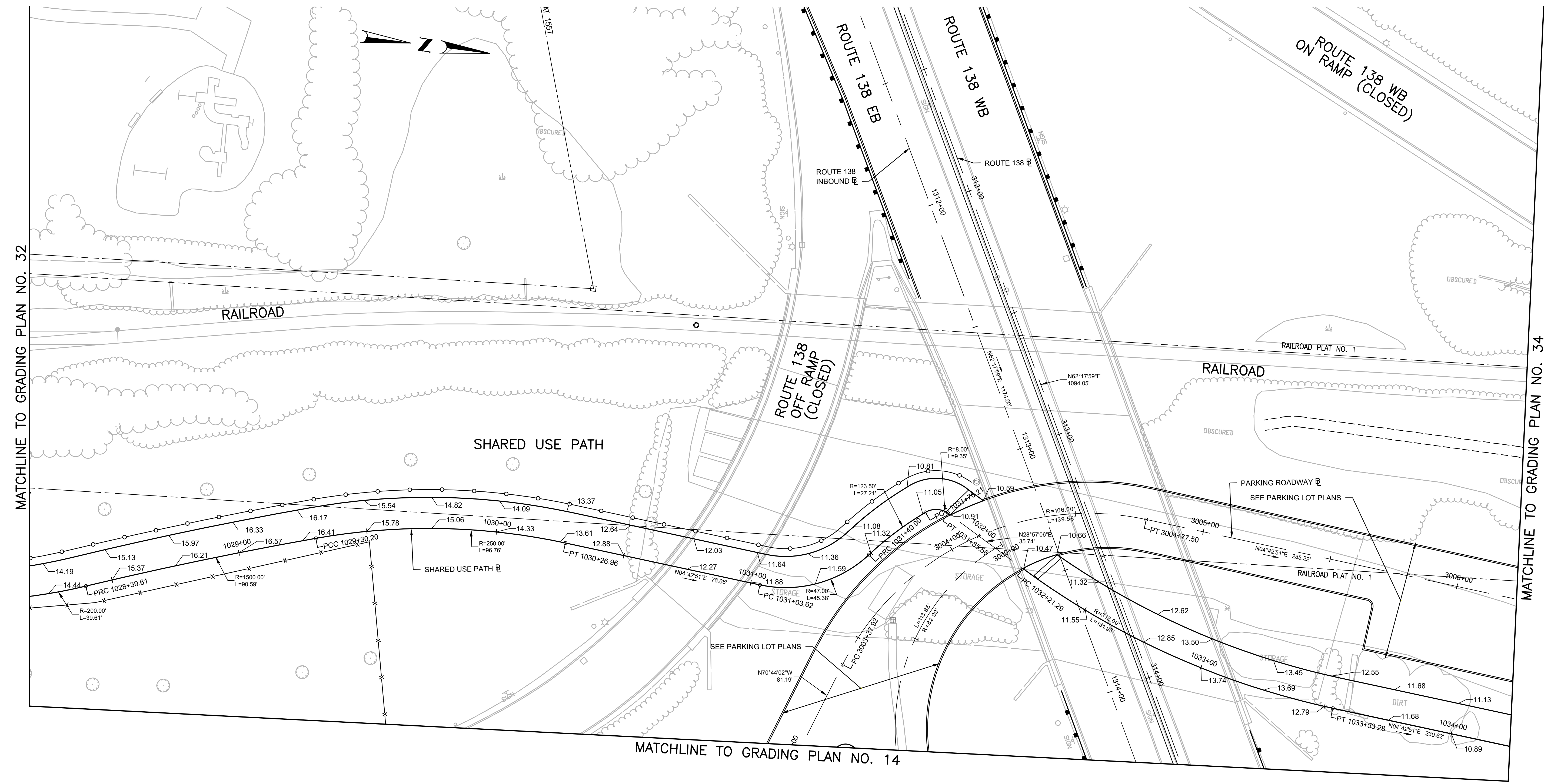
SCALE: 1"=20'

GRAPHIC SCALE

REVISIONS			REVISIONS		
NO.	DATE	BY	NO.	DATE	BY

PELL BRIDGE
APPROACH ROADS AND RAMP IMPROVEMENTS
 NEWPORT SIDE
 NEWPORT RHODE ISLAND

GRADING PLAN NO. 32

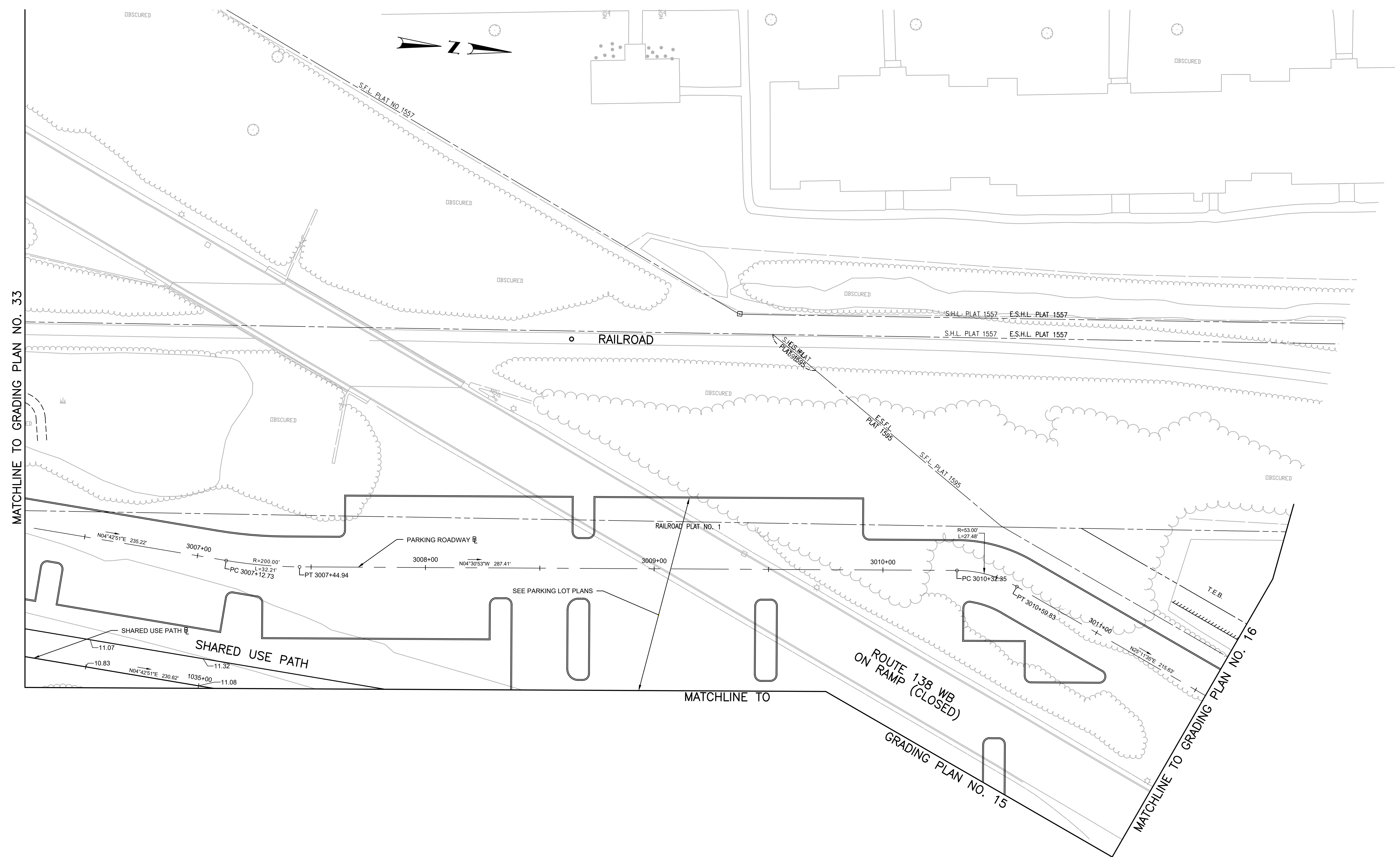


DESIGNED BY:
 CHECKED BY:
 DATE:
 SHEET: 209
 OF:

SCALE: 1"=20'

REVISIONS					
NO.	DATE	BY	NO.	DATE	BY

PELL BRIDGE
 APPROACH ROADS AND RAMP IMPROVEMENTS
 NEWPORT SIDE
 NEWPORT RHODE ISLAND
GRADING PLAN NO. 33



MATCHLINE TO GRADING PLAN NO. 33

MATCHLINE TO

MATCHLINE TO GRADING PLAN NO. 16

GRADING PLAN NO. 15


 1 Cedar Street
 Suite 400
 Providence, RI 02903
 401.272.8100



RHODE ISLAND
 DEPARTMENT OF TRANSPORTATION

DESIGNED BY:
 CHECKED BY:
 DATE:
 SHEET: 210
 OF:

SCALE: 1"=20'

REVISIONS					
NO.	DATE	BY	NO.	DATE	BY

PELL BRIDGE
 APPROACH ROADS AND RAMP IMPROVEMENTS
 NEWPORT SIDE
 NEWPORT RHODE ISLAND

GRADING PLAN NO. 34